



What's New in SAP Business One 10.0, version for SAP HANA

Get a complete overview of the new and changed features and functions in SAP Business One, version for SAP HANA, as of 10.0 Feature Package (FP) 2208 Hotfix 01.

Generated on: 2024-07-23 13:32:59 GMT+0000

SAP Business One, version for SAP HANA | 10.0

PUBLIC



Original content: <https://help.sap.com/whats-new/753529e7d6144b59b353c94f0cdddbd0?locale=en-US&state=PRODUCTION&version=10.0>

Warning

This document has been generated from the SAP Help Portal and is an incomplete version of the official SAP product documentation. The information included in custom documentation may not reflect the arrangement of topics in the SAP Help Portal, and may be missing important aspects and/or correlations to other topics. For this reason, it is not for productive use.

For more information, please visit the <https://help.sap.com/docs/disclaimer>.

This page briefly shows major functional enhancements and modifications implemented in SAP Business One, version for SAP HANA. For the most up-to-date information, see:

- SAP Note [3446742](#) . This is a collective, overview SAP Note for SAP Business One 10.0 FP 2405, version for SAP HANA.
- SAP Note [2826199](#) . This is a collective, central SAP Note for SAP Business One 10.0, version for SAP HANA.

See [here](#) for the tabular format of what's new in 10.0 FP 2208 Hotfix 01 and later version releases, including highlight videos.

See [here](#) for the tabular format of what's new in 10.0 FP 2208 and earlier version releases.

Title	Description
Reopening Base Purchase Request Items When Purchase Order Is Canceled	<p>A new checkbox Reopen Base Document Items When Purchase Order Is Canceled is now available for the Purchase Request document type on the ►Sales and Purchasing ► Purchasing Document Settings ► Purchase Request ► tab in the Configuration app.</p> <p>With this option, if you cancel a purchase order with items that are drawn from a purchase request, you can reopen the purchase request and make the canceled items available again for business transactions.</p>
Enhancements in Configuration App	<p>The Configuration app in the Administration group is enhanced to include settings and additional object definitions for configuring SAP Business One, Web client.</p> <p>You can now manage company details and company settings, marketing document settings, app-specific settings, and various feature-specific settings directly in Web client. New definition pages for managing detailed object data, such as Payment Terms, Cash Discounts, and Unit of Measure Groups are displayed in a list view and a detailed view.</p> <p>The settings and definitions are organized according to the following menu structure:</p> <ul style="list-style-type: none"> • General • Approval Process • CRM • Sales and Purchasing • Business Partners • Payments and Banking • Inventory • Accounting • Service <p>You can set authorizations for the settings in each menu in the Authorizations window of the SAP Business One client (from the Authorizations window, choose ►Administration ► Configuration App in Web Client ►). The default authorization for all Configuration app settings is No Authorization. For object definitions, the existing authorizations for the respective objects in the SAP Business One client are applied.</p>
User-Defined Fields Management	<p>You can now create, delete, and edit user-defined fields that might be essential for the day-to-day activities of your business.</p> <p>To manage user-defined fields, go to ►Administration ► User-Defined Fields ►.</p>
Posting Periods	<p>With the new posting periods screens under General of the Configuration app, you can now manage posting period settings, as well as view, define and update posting periods.</p>


Title	Description
Attachments Tab in Activities	<p>A new tab Attachments is available in the detailed view of Activities.</p> <p>i Note</p> <p>You can add new attachments and view attachments after you define an attachment folder path on company level. You gain access rights to the attachment folder when you are granted the relevant authorization in the client.</p> <p>When a default attachment folder is assigned per user in the client, the attachments are uploaded to this default folder.</p>
Generating Web Client Views URLs with APIs	<p>You are now able to use APIs to generate URLs for the list view and detailed view of an object. The newly supported objects are:</p> <ul style="list-style-type: none"> • Configuration • User-Defined Fields
Web Client UI API	<p>Web Client UI API allows you to create UI extensions on top of Web Client, so that you can customize UI pages with diversity to suit your individual business needs.</p> <p>With the UI API framework, the dedicated Visual Studio Code plugin, and the Web Client Inspector extension, you now have the tools to tailor the software to your exact needs and build extensions that streamline your workflow.</p>
SAPUI5 Upgrade	<p>The SAPUI5 framework is upgraded to version 1.120.</p>
Referenced Documents	<p>On the Accounting tab of document detailed views, you can now manage reference documents for the current document with the new Document Referenced To link, and view which documents are using the current document as a reference with the new Document Referenced By link.</p>
News Feed Tile	<p>The News Feed tile, located in the My Home and Useful Links groups, allows you to access the latest information about SAP Business One. Be on the lookout for the 2024 Customer 360 Survey, where you can share your experiences with SAP Business One to help us improve the product.</p>
SAP Business One Suggest	<p>The option SAP Business One Suggest is now available in the Settings dialog box (Settings > Appearance > Display Settings). When SAP Business One Suggest is enabled, Web client displays suggestions as you type in fields that have an option list, such as codes, names, and descriptions. This option is enabled by default. If you primarily use the keyboard to enter values for fields with option lists, disabling this option can optimize for faster data entry.</p>
Enhancements in Time Sheets App	<p>The following new fields are available in the Time Sheets app:</p> <ul style="list-style-type: none"> • Owner • Cost Center • Financial Project • Work Order No. • Project • Subproject • Stage

Title	Description
Attachments Tab in Inventory Counting Transactions	<p>A new tab Attachments is available in the detailed view of Inventory Counting Transactions.</p> <p>i Note</p> <p>You can add new attachments and view attachments after you define an attachment folder path on company level. You gain access rights to the attachment folder when you are granted the relevant authorization in the client.</p> <p>When a default attachment folder is assigned per user in the client, the attachments are uploaded to this default folder.</p>
Supporting Batches and Serial Numbers in Inventory Counting Transactions	<p>You can now count your inventory by batch and serial numbers. In addition, you can manually or automatically create batch and serial numbers as drafts in the process of counting.</p>
Supporting Batches, Serial Numbers, and Bin Locations in Goods Issues and Goods Receipts	<p>You can now work with batches, serial numbers, and bin locations when issuing and receiving items.</p> <p>Manually or automatically, you can select batches, serial numbers, and bin locations, for goods issues and create batches and serial numbers, and select bin locations for goods receipts.</p>
Distribution Rules in Inventory Counting Transactions	<p>In the list view of inventory counting transactions, if the Use Multidimensions checkbox is selected in the SAP Business One client (Cost Accounting tab of the General Settings window), a column for each dimension (Dimension 1, Dimension 2, Dimension 3...) is displayed. If you have not enabled multidimensions in the SAP Business One client, a single field, Distribution Rule, is displayed related to the single dimension.</p>
Adding Alternative Row Type in Sales Quotations	<p>When creating or editing sales quotations, you can now add the Alternative special row type.</p>
Copy To Function in Purchase Requests	<p>You can now copy purchase requests to purchase quotations and purchase orders (list view and detailed view).</p>
Managing Blanket Agreements in Marketing Documents	<p>You can manage blanket agreements, when applicable, at the document level or the line level of marketing documents.</p> <p>When you add or update a marketing document for a business partner, if a valid blanket agreement exists for the business partner, the blanket agreement can be linked automatically to a marketing document. Relevant terms agreed upon in the blanket agreement, such as unit price, will be carried over to the corresponding marketing document.</p>
Supporting Batches, Serial Numbers, and Bin Locations in Document Rows	<p>You can now include batches, serial numbers, and bin locations in your relevant incoming and outgoing marketing documents.</p> <p>The simplified selection and creation screens allows you to manually or automatically select, create and reallocate batches and serial numbers, select bin locations, and navigate across different document rows. In some scenarios, it is also possible to manually or automatically select and/or create batches, serial numbers, and bin locations directly on the document rows.</p>

Title	Description
Block Editing of Item/Service Descriptions in Copied Rows	The status of the checkbox Block Editing of Item/Service Descriptions in Copied Rows on the Per Document tab of Document Settings in the SAP Business One client is now applied to A/R invoices and A/R credit memos in SAP Business One, Web client. When it is selected, the descriptions of items or services are uneditable for lines that are copied from deliveries, A/R invoices, or returns.
Copying Lines in Marketing Documents to a Target Document	You can now copy one or more lines of a sales or purchasing document to a target document.
Tax Code Checks in Marketing Documents	In marketing documents, SAP Business One, Web client now checks tax codes of rows and their freights. A warning message is displayed if the tax codes of a document row and its freights are different.
Feedback Button on SAP Help Portal Documentation	<p>A new feedback feature on the SAP Help Portal enables you to add comments and questions directly in our documentation.</p> <p>After logging in to the SAP Help Portal, choose the Feedback button in the action bar of any topic to start a conversation with our technical authors. The enhanced commenting pane offers a rich text editor that supports formatting, screenshots, and hyperlinks. To provide transparency about the processing status of your feedback, authors assign statuses to the comments as they proceed through the workflow. You'll receive an automatic email notification each time your comment is responded to. Once you are satisfied with the reply or documentation update, you can change the status to Answered.</p> <p>Whether your feedback identifies missing information in a topic, suggests new content or formats, or identifies a need to improve the translation of user interface text, your valuable feedback can help us tailor the documentation to meet customer needs and improve the user experience.</p>
Reopening Base Purchase Request Items When Purchase Order Is Canceled	<p>A new checkbox Reopen Base Document Items When Purchase Order Is Canceled is now available for the Purchase Request document type on the Administration > System Initialization > Document Settings > Per Document tab.</p> <p>With this option, if you cancel a purchase order with items that are drawn from a purchase request, you can reopen the purchase request and make the canceled items available again for business transactions.</p>
Personal Data Management	<p>You can now manage additional data in Personal Data Management processes, choose Administration > Utilities > Data Protection Tools > Personal Data Management.</p> <p>Business Partner Master Data such as Remarks and Web Site, as well as attachment related fields can now be treated as personal data.</p> <p>Certain data is reclassified, such as gender for Contact Persons to sensitive personal.</p> <p>Change logs are expanded to include changes like natural personal determination and personal data blocking.</p>
Data Ownership for Time Sheets	<p>Data ownership is available for time sheets. It enables employees and managers to access the relevant data only.</p> <p>The Owner field is added in the timesheet. In DI API and the Service Layer, the OTSH . Owner field is exposed.</p>
Principal Propagation (preview feature)	SAP Business One Principal Propagation is an authentication mechanism that can pass the end user context from partner application to APIs of SAP Business One. The APIs will authenticate the user context coming from the partner application and propagate the user identity information into the SAP Business One application. Therefore, the partner application can seamlessly access SAP Business One resources with end-user identity and permissions. You can make the configuration in the Extension Single Sign-On Manager . Please note that this feature is a preview feature and will become fully operational once the documentation and sample code are provided in a future release.
New BP Name Column in Last Prices Report	When you generate the Last Prices Report of an item for all vendors or customers, you can now see business partner names in a new BP Name column.

Title	Description
Removing, Closing, and Restoring Multiple Draft Documents	You can now remove, close, and restore multiple draft documents at a time in the Document Draft window.
Microsoft Office 2021	SAP Business One, version for SAP HANA newly supports Microsoft Office 2021.
Monitoring Job Service Statuses	A new tab Task List is available on the SAP Business One Job Service Web page. On the Task List tab, you can monitor the job service task statuses and specify the execution timeout.
The HTTP-Strict-Transport-Security(HSTS) Header Is Enabled by Default in SAP Business One	<p>To enforce secure communications, the HTTP-Strict-Transport-Security (HSTS) response header is enabled by default in the following SAP Business One components:</p> <ul style="list-style-type: none"> • Browser Access Service • Service Layer • API Gateway Service • Mobile Service • Web Client • Office 365 Integration • App Framework <p>The HSTS informs browsers that the site should only be accessed using HTTPS, and that any future attempts to access it using HTTP should automatically be converted to HTTPS.</p>
Using SAP Business One Service User Accounts After Obtaining the Execution Authorization	<p>The SAP Business One service users (for example, <code>b1service0</code>) are created during the SAP Business One installation. By default, you are not allowed to log into the Linux server with the service user accounts.</p> <p>You can only use the service user accounts for special purposes after obtaining the execution authorization.</p>
New DI API Configuration Settings	New DI API configuration settings are available on the Administration > System Initialization > General Settings > Services tab. For security reasons, you can define allowed lists for user query tables via DI API.
New Authorization of Preview External Crystal Reports File	<p>New authorization Preview External Crystal Reports File is now available under Reports in the Authorizations window. Only users with Full Authorization can choose the following menu:</p> <ul style="list-style-type: none"> • Tools > Preview External Crystal Reports File in the SAP Business One client • Add-ins > SAP Business One > Preview in SAP Business One in the SAP Crystal Reports designer
Variance Report Enhancement for Production Orders	<p>The production order variance report is extended to include a two-level view. The enhanced report allows you to drill down to see additional data for each component row, and includes new fields such as Issue Type, Source Journal Entry No., Source Document, and Target Document. You can expand any row in the default view to see the second-level lines, or you can expand all rows at once using the Expand All button.</p> <p>Several additional fields are added to the default view and are displayed in the expanded view, including Inventory Valuation Method and Production Order No.</p>

Title	Description
Removing, Closing, and Restoring Multiple Draft Documents	You can now remove, close, and restore multiple draft documents at a time in the Document Draft window.
How-to Guides Available in HTML Format	Continuing the transition we initiated in release 10.0 SP 2402 with the conversion of the administrator's guides and the Golden Tax System guide, we have converted 8 most-viewed how-to guides from the PDF to the HTML format. This not only enhances their accessibility through search functions, but also improves their readability, providing a more seamless Web browsing experience.
Interactive Graphics	We have now revamped 24 introductory topics at the first level of the SAP Business One online help structure with interactive graphics for a more intuitive and visually appealing experience.
Cargo Tracking and Tracing with Intrastat	A new option is available in sales documents for cargo tracking and tracing. When you add sales documents with Intrastat-relevant items that increase or decrease inventory quantity, you can use Country of Origin - Assignment to assign the country/region of origin and select the correct amounts of the items.
Intrastat Configuration	A new checkbox Exclude Document Row Marked as Without Qty Posting is now available in the Document Handling section on the General tab of the Intrastat Configuration window. Once selected, Intrastat declarations will exclude the credit memo rows marked as Without Qty Posting . The checkbox is selected by default.
VAT Number Verification	You can now verify business partners' VAT identification numbers with the Federal Central Tax Office when the following conditions are met in the SAP Business One client: <ul style="list-style-type: none"> • You have selected the Verify VAT Numbers for Business Partners and Documents checkbox on the BP tab of the General Settings window. • You have full authorization for Verify VAT Numbers under Business Partners in the Authorizations window.
Correcting Value-Added Tax for Return Requests	Value-Added Tax (VAT) can now be corrected automatically when you copy an invoice to a return request or goods return request.
Peppol and BLR	You can now use Business Level Responses (BLR) to accept or reject imported electronic documents. BLR is part of the exchange process for electronic documents using the Peppol network.
Enhancements for Chart of Accounts and Balance Sheet Template	To comply with the commercial code (HGB or Handelsgesetzbuch) §266, the SKR03 and SKR04 charts of accounts are updated for new companies, and a new financial report template for the Balance Sheet report Bilanz is added to both new and existing companies that use SKR03 or SKR04 as the chart of accounts.
E-Books Version 1.0.7 and Reporting Expenses	Updated reporting schema are available for version 1.0.7 of E-Books. Relevant documents that have Report Expenses at Document Level (the default value) selected cannot be updated through E-Books Generation - Update Expense Classification . You can update the values in the marketing documents. You can now report journal entries with sales accounts with no business partner through E-Books.
GST Electronic Billing (E-Billing)	A new E-Billing Connector tab is now available in the Processing Targets for Protocol window. Once activated, A/R invoices and A/R credit memos can now be sent to the Invoice Registration Portal (IRP) for authentication through ClearTax using the Electronic Document Service. Once authenticated, relevant information, such as the invoice reference number (IRN), will be filled automatically in the documents.

Title	Description
Electronic Invoice in Israel Localization	<p>The following additional enhancements are available for the Israeli electronic invoice feature:</p> <ul style="list-style-type: none"> • The Minimum Failed Online Sending Attempts field now is available in Document Settings which lets you define the number of attempts sending the A/R invoices to the Israel Tax Authority (ITA). Default value is 5. • Emergency numbers are now supported for cases when there is a technical failure which prevent you sending the A/R invoices to the ITA. • The Allocation Number field is displayed by default in the A/R invoice system print layout designer and in crystal reports.
Form 6111 in Israel	A new electronic file and a new print layout template are available for the year 2023 onwards, based on the authorities' requirements.
Withholding Tax Certificates (Certificazione Unica)	An amended layout and GEP files with new header information are available for Certificazione Unica for the year 2024. You can also follow the instructions in SAP Note 3303978  to update the previous layout to the new one.
Peppol	You can now work with electronic documents and Peppol in the Japan localization.
Standard Audit File-Tax (SAF-T)	<p>You can now use "Define New" to create additional options for the following SAF-T related fields:</p> <ul style="list-style-type: none"> • SAF-T Transaction Type • SAF-T Tax Code • SAF-T Product Type • AT Document Type
Peppol and BLR	You can now work with electronic documents and Peppol in the Singapore localization. You can use Business Level Responses (BLR) to accept or reject imported electronic documents. BLR is part of the exchange process for electronic documents using the Peppol network. You can import orders through Peppol.
Enhancements for GST Return Submission	<p>The following enhancements are available when submitting GST returns:</p> <ul style="list-style-type: none"> • The F8 GST return type now generates a new report instead of overwriting the previous one. • With the new Currency dropdown list in the BAS Report Retrieval – Selection Criteria window, you can now create reports for submission of GST returns with the system currency.