



# What's New in SAP Business One 10.0

Generated on: 2023-11-03 12:41:56 GMT+0000

SAP Business One | 10.0

**PUBLIC**

Original content: [https://help.sap.com/docs/SAP\\_BUSINESS\\_ONE/9b776934ab784fc2a18ef55e23eff817?locale=en-US&state=PRODUCTION&version=10.0](https://help.sap.com/docs/SAP_BUSINESS_ONE/9b776934ab784fc2a18ef55e23eff817?locale=en-US&state=PRODUCTION&version=10.0)

## **Warning**

This document has been generated from the SAP Help Portal and is an incomplete version of the official SAP product documentation. The information included in custom documentation may not reflect the arrangement of topics in the SAP Help Portal, and may be missing important aspects and/or correlations to other topics. For this reason, it is not for productive use.


For more information, please visit the <https://help.sap.com/docs/disclaimer>.

# Change History

Version	Date	Change
1.0	2023-06-16	Added What's New information for SAP Business One version 10.0 Feature Package 2305 (FP 2305) and 10.0 FP 2208 Hotfix 01.

## Web Client

Product	Functional Localization	Category	User Type	Title	Description	Configuration Information	Type
SAP Business One, Web Client	All	Analytics	Administrator Business User	Changing Category of User-Defined Queries	You can now change the category of existing user-defined queries.	<a href="#">Creating User-Defined Queries</a>	Changed
SAP Business One, Web Client	All	Analytics	Administrator Business User	Creating Conditional Links for User-Defined Query Fields	<p>If your user-defined query contains fields with data related to multiple types of business objects, you can now build links from identified fields to their associated different types of business objects.</p> <p>When you open the query in a list view, you can click the linked field values to access the associated business objects with identical field values.</p>	<a href="#">Working with User-Defined Queries</a>	New
SAP Business One, Web Client	Mexico	Sales and Purchasing	Business User	Withholding Tax at Row Level	You can now manage withholding tax, when applicable, at the individual row-level of relevant marketing documents.		New

Product	Functional Localization	Category	User Type	Title	Description	Configuration Information	Type
SAP Business One, Web Client	Italy	Sales and Purchasing	Business User	Tax Exemption Letters	<p>Tax exemption letter information, and its use in the following marketing documents, is now based on tax group and tax code comparison rules:</p> <ul style="list-style-type: none"> <li>• A/R Invoices</li> <li>• A/R Credit Memo</li> <li>• A/R Down Payment Invoices</li> <li>• A/R Reserve Invoices</li> <li>• A/R Invoices with Payment</li> </ul> <p>Reverse charges now take priority over tax exemption letters according to tax group and tax code comparison rules. Tax exemption letters and subsequent calculations do not apply to customer A/R invoices when reverse charges are applied. Tax exemption letter information is applied to documents based on VAT code, not on VAT code value.</p>	SAP Note <a href="#">3218877</a> 	New

Product	Functional Localization	Category	User Type	Title	Description	Configuration Information	Type
SAP Business One, Web Client	India	Sales and Purchasing	Business User	Linking Paid Down Payment Requests/Invoices	<ul style="list-style-type: none"> <li>You can link and edit paid down payment requests/invoices in A/R invoices.</li> <li>In an A/R credit memo based on an A/R invoice, you can now view and edit the paid down payment requests/invoices copied from the A/R invoice.</li> </ul> <p><b>i Note</b></p> <p>To edit the net amount to draw, you need to ensure that the system currency is the same as the local currency.</p>		Changed
SAP Business One, Web Client	All	General	Business User	Read-Only Mode	A new checkbox <b>Launch Web Client in Read-Only Mode</b> is available in the <b>Authorizations</b> window of the SAP Business One client. The checkbox allows super users to set Web client to read-only mode for all users in the company. Read-only mode provides users with access to list views, detailed views, and Analytics apps, without the ability to create or modify data in Web client. All generic functions unrelated to creating or modifying data – such as filtering, saving new views, saving tiles, linked list views, and sharing options – are enabled.		New
SAP Business One, Web Client	All	General	Business User	SAPUI5 Upgrade	The SAPUI5 framework is upgraded to version 1.96.		Changed

Product	Functional Localization	Category	User Type	Title	Description	Configuration Information	Type
SAP Business One, Web Client	All	Home Page	Business User	User Actions Menu	User-related options that were previously available in the user area (for example, <b>App Finder</b> , <b>Settings</b> , <b>Edit Home Page</b> ) are now directly accessed through the user actions menu. To open the user actions menu, choose your user profile icon in the top-right corner of the header.	<a href="#">User Actions Menu</a>	Changed
SAP Business One, Web Client	All	Home Page	Business User	Optimized for Touch Input	You can define whether you want Web client to increase the size and spacing of controls to better enable fingertip interaction for devices operated by touch. The <b>Optimized for Touch Input</b> setting is available in the user actions menu under <b>Settings &gt; Appearance &gt; Display Settings &gt;</b>	<a href="#">Appearance</a>	New
SAP Business One, Web Client	All	Home Page	Business User	Display KPIs on Tiles Saved for Views	When you save a view as a tile on the home page, you can choose to display a KPI on the tile.	<a href="#">Header Tools</a>	Changed
SAP Business One, Web Client	All	Business Partners	Business User	Define New Email Groups	When working with business partner records, the <b>Define New</b> option is available in the <b>Email Group</b> field. Choosing the <b>Define New</b> option opens the <b>Email Groups</b> definition screen in which you can define new entries and maintain existing entries for email groups.		Changed
SAP Business One, Web Client	All	Accounting	Business User	Distribution Rules in Journal Entries	Distribution rules are now supported in journal entries.		Changed

Product	Functional Localization	Category	User Type	Title	Description	Configuration Information	Type
SAP Business One, Web Client	All	Inventory Transactions	Business User	Distribution Rules in Inventory Transactions	<p>Distribution rules are now supported in goods issues, goods receipts, and inventory counting.</p> <ul style="list-style-type: none"> <li>For goods issues and goods receipts, if the <b>Use Multidimensions</b> checkbox is selected in the SAP Business One client (<b>Cost Accounting</b> tab of the <b>General Settings</b> window), a column for each dimension is displayed in the list view. If the <b>Use Multidimensions</b> checkbox is not selected, the distribution rule for the single dimension is displayed in one column.</li> <li>For all inventory transaction documents, distribution rules for multiple dimensions are displayed in one column in the detailed view.</li> </ul>	SAP Note <a href="#">3317162</a> 	Changed

Product	Functional Localization	Category	User Type	Title	Description	Configuration Information	Type
SAP Business One, Web Client	All	Analytics	Business User	Link Management Enhancements in Linked List Views	<p>The following enhancements are available when working with the <b>Linked List Views</b> app:</p> <ul style="list-style-type: none"> <li>You can activate or deactivate existing linked list views for an object by clicking the star icon next to the link name in the left pane.</li> <li>You can personalize the order in which linked list views for an object are displayed in the <b>Views</b> menu by selecting one or more checkboxes next to the link name and choosing the <b>Move Up</b> or <b>Move Down</b> arrow icon.</li> <li>In the <b>Setup</b> screen, the <b>Public</b> switch displays whether or not the linked list view is public. Public links are displayed in the <b>Views</b> menu for all users.</li> </ul>	<a href="#">Linked List Views</a>	Changed
SAP Business One, Web Client	All	Analytics	Business User	Authorization to Manage Public Linked List Views	<p>The <b>Linked List Views</b> authorization is changed to <b>Manage Public Linked List Views in Web Client</b>. This authorization allows users to create, update, and delete linked list views set to <b>Public</b> status. Only users with this authorization can activate or deactivate links set to <b>Public</b> status, or change the <b>Public</b> status of links based on public list views.</p>	<a href="#">How to Define Authorizations in SAP Business One 10.0</a>	Changed

Product	Functional Localization	Category	User Type	Title	Description	Configuration Information	Type
SAP Business One, Web Client	All	Sales and Purchasing	Business User	Adding Table Rows in Marketing Documents	When creating or editing marketing documents, you can now add a new table row either above or below an existing row.		Changed
SAP Business One, Web Client	All	Sales and Purchasing	Business User	Adding Special Row Types in Marketing Documents	When creating or editing marketing documents, you can now add the <b>Text</b> and <b>Subtotal</b> special row types		Changed
SAP Business One, Web Client	All	Sales and Purchasing	Business User	Adding Opening and Closing Remarks in Marketing Documents	You can now add or edit opening and closing remarks on the <b>Contents</b> tab of marketing documents, including inserting predefined text. The text appears in the printed document if the print layout is designed to show remarks text.		Changed
SAP Business One, Web Client	All	Sales and Purchasing	Business User	Drafts and Document Approval Process	You can now also manage A/P reserve invoices in <b>Documents in Approval Process, Approval Decisions</b> and drafts documents.		Changed
SAP Business One, Web Client	Israel	Sales and Purchasing	Business User	Charging Different Deducted Purchase Taxes in A/P Documents' Rows	You can now manage different deducted purchase taxes in one A/P document, per row.  This working method allows you to buy different items with different deducted purchase taxes in the same purchasing document. For example, items you are only allowed to deduct 2/3 or ¼ of the tax %, as defined by the Israel Tax Authority.	SAP Note <a href="#">3235805</a> 	New
SAP Business One, Web Client	All	General	Business User	Supporting Predefined Texts	You can now edit the existing predefined texts and add new ones under <b>Administration &gt; Configuration &gt; General</b> 		New



Product	Functional Localization	Category	User Type	Title	Description	Configuration Information	Type
SAP Business One, Web Client	All	Sales and Purchasing	Business User	Adding Items Details in Detailed View	On the <b>Contents</b> tab of the item type of the documents, you can add item details manually or choose from the list of predefined texts.		New
SAP Business One, Web Client	All	Inventory Transactions	Business User	Supporting Counting by Multiple UoMs	You can now count your inventory by multiple UoMs.	SAP Note <a href="#">3316885</a> 	New
SAP Business One, Web Client	All	Inventory Transactions	Business User	UDF Sorting and Filtering in Inventory Counting Detailed View	In the counting table, you can now sort and filter rows with UDFs.		Changed
SAP Business One, Web Client	All	Inventory Transactions	Business User	Highlighting Rows and Fields with Variance Percentage	In the <b>Inventory Counting Transactions</b> app, you can now see the rows and fields highlighted when their values are higher than the defined variance percentage. The percentage can be defined in the SAP Business One client under <b>Administration &gt; System Initialization &gt; Document Settings &gt; Per Document &gt; Inventory Counting &gt;</b> .		Changed
SAP Business One, Web Client	All	Extensibility	Business User	Single Sign-On for Web Client and Extensions	Single Sign-On (SSO) is now enabled to log in to the Web client from partners' extensions using OAuth.	<a href="#">Single Sign-On with Web Client and Extensions</a>	New
SAP Business One, Web Client	All	General	Administrator Business User	Content Security Policy Enabled	Content Security Policy (CSP) is now enabled in the Web client.  CSP is a browser security standard to protect your system from Cross Site Scripting (XSS) and other vulnerabilities.  Before accessing the URLs, you need to add them in the CSP setting under <b>Settings &gt; General Settings &gt;</b> in the Web client.	<a href="#">General Settings</a>	New  Must know

Product	Functional Localization	Category	User Type	Title	Description	Configuration Information	Type
SAP Business One, Web Client	All	Sales and Purchasing	Business User	Consolidating Business Partner and Consolidation Type	<p>For the following documents, new <b>Consolidation Type</b> and <b>Consolidating BP</b> fields are available on the <b>Accounting</b> tab of the detailed view for you to view and update. When you are creating the document, the default values are taken from the business partner master data.</p> <ul style="list-style-type: none"> <li>• A/R reserve invoice</li> <li>• Delivery</li> <li>• A/R invoice</li> <li>• Return</li> <li>• A/R credit memo</li> <li>• A/P reserve invoice</li> <li>• Goods receipt PO</li> <li>• Goods return</li> <li>• A/P invoice</li> <li>• A/P credit memo</li> </ul>		New

Product	Functional Localization	Category	User Type	Title	Description	Configuration Information	Type
SAP Business One, Web Client	All	Business Partners	Business User	Scan Business Card	<p>With the new option <b>Create Contact Person for Existing Business Partner</b> in the <b>Scan Business Card</b> app, you can now create a contact person for a business partner by selecting a photo, or taking a picture of a business card with IOS devices, such as iPads.</p> <p>In the Chile, Guatemala, and Mexico localizations, to successfully create a business partner with a scanned business card, you need to define the default RUT/RFC value in the new field <b>Default RUT/RFC Value for New BPs Created by Scanning Business Cards in Web Client</b> on the <b>BP</b> tab of the <b>General Settings</b> window in the SAP Business One client.</p>		New
SAP Business One, Web Client	All	Business Partners	Business User	<b>Share</b> Option in Activities	You can now choose the new option <b>Send Meeting Request</b> under <b>Share</b> in the detailed view of an activity in order to send a meeting request containing the URL of the current activity. The set up of Microsoft 365 integration is required.		New

Product	Functional Localization	Category	User Type	Title	Description	Configuration Information	Type
SAP Business One, Web Client	All	Sales and Purchasing	Business User	<b>Share</b> Options in Return Requests	<p>In the detailed view of return requests, you can now choose the following options in the <b>Share</b> dropdown list:</p> <ul style="list-style-type: none"> <li>• <b>Export To Excel</b> (the enablement of Microsoft 365 integration is required)</li> <li>• <b>Export To Word</b> (the enablement of Microsoft 365 integration is required)</li> <li>• <b>Send by Email</b> (the set up of Microsoft 365 integration is required)</li> <li>• <b>Attachment: Microsoft Word</b> and <b>Attachment: Microsoft Excel</b> in <b>Choose Email Option</b> (the set up of Microsoft 365 integration is required)</li> </ul>		New
SAP Business One, Web Client	All	Inventory Transactions	Business User	<b>Close</b> and <b>Close Rows</b> Buttons in Inventory Counting Transactions	<p>In the list view of the <b>Inventory Counting Transactions</b> app, the <b>Close</b> button enables you to close inventory counting documents and the <b>Close Rows</b> button allows you to close rows in a document.</p> <p>Only when all rows of a counting document are closed will the document be closed.</p>	<a href="#">Managing Inventory Counting Transactions</a>	New

## Administration

Product	Functional Localization	Category	User Type	Title	Description	Configuration Information	Type	Ve

Product	Functional Localization	Category	User Type	Title	Description	Configuration Information	Type	Version
SAP Business One	All	Administration	Administrator Business User	Approving and Rejecting Draft Marketing Documents	When you review draft marketing documents that need approval, you can now use the <b>Go To &gt; Approve/Reject</b> menu option to make approval decisions and generate or update documents in a direct way.	<a href="#">Handling Approval Requests</a>	New	10 23
SAP Business One	All	Administration	Administrator Business User	Canceling Copying Document References from Original Documents to Duplicates	<p>A new checkbox, <b>Copy Document References from Original Documents to Duplicates</b>, is now added to the <b>General</b> tab in the <b>Administration &gt; System Initialization &gt; Document Settings</b> window.</p> <p>If you duplicate any document with existing document references, the document references are automatically copied from the original document to its duplicate by default.</p> <p>To cancel copying document references from original documents to their duplicates, deselect this checkbox.</p>	<a href="#">Document Settings: General Tab</a>	Changed	10 23

Product	Functional Localization	Category	User Type	Title	Description	Configuration Information	Type	Version
SAP Business One	All	Administration	Administrator	Change Log	<p>You can now view change logs for the following objects:</p> <ul style="list-style-type: none"> <li>The <b>Per Document</b> tab in the <b>Document Settings</b> window under the menu <b>Administration &gt; System Initialization &gt;</b>.</li> <li>The <b>Print Preferences</b> window under the menu <b>Administration &gt; System Initialization &gt;</b>.</li> <li>The <b>Predefined Text</b> window under the menu <b>Administration &gt; Setup &gt; General &gt;</b>.</li> <li>The <b>Password Administration</b> window under the menu <b>Administration &gt; Setup &gt; General &gt; Security &gt;</b>.</li> </ul>	SAP Note <a href="#">3261510</a>	New	1023
SAP Business One	All	Administration	Administrator Business User	Third-Party Map Service	Access to Google Maps is restricted for users in China.	<a href="#">Company Details: General Tab</a>	Changed Must know	1023
SAP Business One	All	Administration	Administrator Business User	Copying Opening and Closing Remarks	<p>You can now copy opening and closing remarks to target documents by selecting the option <b>Copy opening and closing remarks to target doc</b> in <b>Administration</b> under the menu <b>Administration &gt; System Initialization &gt; Document Settings &gt; General tab &gt;</b>.</p>	SAP Note <a href="#">3315234</a>	New	1023


Product	Functional Localization	Category	User Type	Title	Description	Configuration Information	Type	Ve
SAP Business One	All	Administration	Administrator Business User	Personal Data Management	<p>You can now manage data from <b>Company Details</b> in <b>Personal Data Management</b> under the menu <b>Administration &gt; Utilities &gt; Data Protection Tools &gt; Personal Data Management</b>.</p> <p><b>Company Details</b> data can be treated as personal data by choosing <b>Create from Company Details</b> on the <b>Determine Natural Persons - Selection Criteria</b> stage of the <b>Personal Data Management Wizard</b>.</p>	<a href="#">Protecting Personal Data</a>	New	10 23

Product	Functional Localization	Category	User Type	Title	Description	Configuration Information	Type	Ve
SAP Business One	Israel	Administration	Business User	Maarechet 1000 or Mivzak File	<ul style="list-style-type: none"> <li>The files' structure is modified according to the tax authority requirements.</li> <li>A new Shaam group, <b>Rental Fees</b>, is available in the <b>Withholding Tax Determination – Setup</b> window and other Shaam groups' descriptions are modified.</li> <li>New date fields are available for the vendor's bookkeeping certificate in the <b>Business Partner Master Data &gt; Accounting &gt; Tax &gt; Bookkeeping Certified &gt; ellipsis</b> button, where you can set the date range for the certificate validation and see the last update date for the date range. These fields are automatically updated when you import Maarechet 1000 or Mivzak file.</li> </ul>	SAP Note <a href="#">3262196</a>	Changed	10 22 Hc 01





Product	Functional Localization	Category	User Type	Title	Description	Configuration Information	Type	Version
SAP Business One	All	Administration	Administrator Business User	Disabled Live Collaboration Functionality on Browser Access	<p>The live collaboration functionality, including the <b>Live Collaboration</b> and <b>Send to Conversation</b> icons in the toolbar, is hidden on Browser Access.</p> <p>It can be enabled under the <b>Administration &gt; System Initialization &gt; General Settings &gt; Services &gt;</b> tab.</p>	SAP Note <a href="#">3310898</a> 	Changed	10 23
SAP Business One	All	Administration	Administrator Business User	Content Security Policy Enabled	<p>Content Security Policy (CSP) is now enabled in SAP Business One components.</p> <p>CSP is a browser security standard to protect your system from Cross Site Scripting (XSS) and other vulnerabilities.</p> <p>For new cockpits and pervasive analytics, you need to add the URLs in the CSP configuration first before accessing them. The configuration is available under the <b>Administration &gt; System Initialization &gt; General Settings &gt; Cockpit &gt;</b> tab in the SAP Business One client.</p>	<a href="#">General Settings: Cockpit Tab</a>	New Must know	10 23
SAP Business One	All	Administration	Administrator Business User	Data Archive Wizard	You can now perform data archiving by documents. With this new archive method, you can determine which document types to archive. Closed or canceled documents can be archived regardless of their relationships to any base or target document that is still open.	SAP Note <a href="#">3315306</a> 	New	10 23


Product	Functional Localization	Category	User Type	Title	Description	Configuration Information	Type	Version
SAP Business One	Argentina	Administration	Administrator Business User	Electronic Documents	<p>Changes are planned to improve functionality for electronic documents in Argentina.</p> <ul style="list-style-type: none"> <li>• A new <b>Processing Target for Protocol AFE Connector</b> is planned for <b>Document Settings Administration &gt; System Initialization &gt; Document Settings &gt; Electronic Documents tab</b> with related settings including <b>COT Credentials</b>.</li> <li>• Updates are planned for <b>Electronic Document Service, Electronic Document Framework, Electronic Documents Import Wizard, and Electronic Documents Monitor</b>, to accommodate the changes for Argentina.</li> </ul>		New	10 23




Product	Functional Localization	Category	User Type	Title	Description	Configuration Information	Type	Ve
SAP Business One	All	Administration	Administrator Business User	Electronic Document Service and Electronic Document Framework Changes	<ul style="list-style-type: none"> <li>A column <b>Document Type</b> is now available for relevant document subtypes, including for example, <b>Debit Memo</b> and <b>Tax Invoice</b> in <b>Electronic Documents Export Setup</b> ► <b>Administration</b> ► <b>System Initialization</b> ► <b>Document Settings</b> ► <b>Protocol</b> ► <b>Document Mapping Determination</b> ► .</li> <li>Version numbers of export mapping determinations are published in DI API.</li> <li>Cancellations of documents by the authorities can be recorded, as well as cancellations in SAP Business One, for CFDI in Mexico.</li> <li>Sequence numbers are now unique for FPA in Italy.</li> </ul>	SAP Note <a href="#">3232033</a> 	New	10 23
SAP Business One	Portugal	Administration	Administrator	Certificate for Web Service Communication of Transport Documents and Invoices	The latest trustStore certification for Portugal is available and valid from March 18, 2023.	SAP Note <a href="#">2416279</a> 	New	10 23


Product	Functional Localization	Category	User Type	Title	Description	Configuration Information	Type	Version
SAP Business One	Portugal	Administration	Administrator Business User	Electronic Payments	You can now report electronic incoming payments to the authorities with ATCUD (unique ID) details. Settings are available on the <b>Electronic Communication</b> tab of <b>Document Settings Administration &gt; Document Settings &gt; Electronic Communication tab &gt;</b> for the payment service and payment format. Updates are available for Bli and mapping files.	SAP Note <a href="#">3315268</a> 	New	1023

## Financial Management

Product	Functional Localization	Category	User Type	Title	Description	Configuration Information	Type	Version
SAP Business One	Israel	Financial Management	Business User	Form 6111	A new template <b>Report 6111 – 2021 Onwards</b> is available in the <b>Financial Report Templates</b> , which includes some added codes and some removed codes, according to the authorities' requirements.  In addition, a new electronic file and a new print layout template are available based on the new template.	SAP Note <a href="#">3269728</a> 	Changed	
SAP Business One	Singapore	Financial Management	Business User	Submission of GST Returns	You can now create reports for GST return submissions. The tax declaration report is available in the <b>BAS Report - Generation</b> window and in the <b>BAS Report – Retrieval</b> window. You can manually report the amounts in the authority's portal.	SAP Note <a href="#">3257808</a> 	New	

Product	Functional Localization	Category	User Type	Title	Description	Configuration Information	Type
SAP Business One	Portugal	Financial Management	Business User	Tax Exemption Reason	In the <b>Tax Codes – Setup</b> window, the values in the <b>Tax Exemption Reason</b> dropdown list are updated. You can now use the new option <b>Define New</b> at the end of the dropdown list to add, edit, or remove tax exemption reasons.	SAP Note <a href="#">3288739</a> 	New
SAP Business One	Israel	Financial Management	Business User	Report 856	New <b>Report 856 - 2022</b> is now available. For deduction group code 08 (Payments to non-residents transferred by the bank), field 12 of record 60 now contains the total amount of withholding tax, and takes it from the credit side of the relevant journal entry.	SAP Note <a href="#">3275878</a> 	New
SAP Business One	USA	Financial Management	Business User	1099 Form - NEC	New print layout <b>1099 Form - NEC 3</b> is available for you to print three vendors per page.	SAP Note <a href="#">3290112</a> 	New
SAP Business One	Argentina	Financial Management	Business User	Fixed Asset Transfer	The following enhancements are available for fixed asset transfers. <ul style="list-style-type: none"> <li>• Fixed asset transfers are available as transportation documents</li> <li>• A new <b>Change Location</b> tab in the <b>Transfer</b> window</li> <li>• Folio numbering is available for fixed asset transfers</li> <li>• Updated electronic file format for COT (Código de Operaciones de Traslado)</li> </ul>	SAP Note <a href="#">3283123</a> 	New
SAP Business One	Italy	Financial Management	Business User	Withholding Tax Certificates (Certificazione Unica)	An amended layout and GEP files with new header information are available for Certificazione Unica for the year 2023. You can also follow the instructions in SAP Note <a href="#">3303978</a>  to update the previous layout to a new one.	SAP Note <a href="#">3301826</a> 	New

Product	Functional Localization	Category	User Type	Title	Description	Configuration Information	Type
SAP Business One	India	Financial Management	Business User	eTDS	You can now use eTDS in A/P down payment requests.	SAP Note <a href="#">3288719</a> 	New
SAP Business One	All	Financial Management	Business User	Fixed Asset Enhancements	<ul style="list-style-type: none"> <li>For the <b>Manual Depreciation and Depreciation Run - Preview/Results</b> windows, you can now choose the  icon to open the <b>Layout and Sequence</b> window, letting you select a layout or printing sequence and edit layouts for printing those two documents. You can import customized layouts to print those windows.</li> <li>You can now define and use numbering series for depreciation runs with the document numbering function.</li> <li>For perpetual inventory companies, you can now create landed costs documents based on documents with fixed assets. Creating the landed costs document automatically creates a capitalization document, and increases the acquisition and production costs of the fixed asset's acquisition line.</li> <li>Columns <b>Project</b> and <b>Distr. Rule</b> are now available on the <b>Contents</b> tab of the following documents: <ul style="list-style-type: none"> <li>Capitalization</li> </ul> </li> </ul>	SAP Note <a href="#">3311851</a> 	New


Product	Functional Localization	Category	User Type	Title	Description	Configuration Information	Type
					<ul style="list-style-type: none"> <li>o Capitalization credit memo</li> <li>o Transfer</li> <li>o Asset revaluation</li> <li>• Project and distribution rules are now available in both the <a href="#">Asset History Sheet – Selection Criteria</a> and <a href="#">Asset History Sheet</a> windows.</li> </ul>		
SAP Business One	India	Financial Management	Business User	eTDS	With the new checkbox <b>Post eTDS Amount to Business Partner</b> on the <b>Purchasing</b> tab of the <b>G/L Account Determination</b> window, you can now select it to post eTDS amount to a new offset BP line for A/P invoices. Relevant internal reconciliations will be created with the new reconciliation type <b>eTDS Posted to BP</b> .	SAP Note <a href="#">3311856</a> 	New

Product	Functional Localization	Category	User Type	Title	Description	Configuration Information	Type
SAP Business One	Japan	Financial Management	Business User	Qualified Invoice Method	<ul style="list-style-type: none"> <li>The new field <b>Qualified Invoice Enabled From</b> on the <b>General</b> tab of the <b>Document Settings</b> window allows you to specify the date from which you want to enable the qualified invoice method feature.</li> <li>The <b>Create Tax Adjustment for Monthly Invoice and Automatically Approve Tax Adjustment</b> checkboxes are moved to the <b>Per Document</b> tab of the <b>Document Settings</b> window.</li> <li>In the <b>A/R and A/P Monthly Invoice - Selection Criteria</b> window, on the <b>Filter</b> tab, a new dropdown list field <b>Price Mode</b> is displayed.</li> <li>In the <b>A/R and A/P Monthly Invoice</b> window, two new columns <b>Net Amount</b> and <b>Tax Amount</b> are displayed.</li> </ul>	SAP Note <a href="#">3290077</a> 	Changed
SAP Business One	All European Union	Financial Management	Administrator Business User	Default System File Format in Intrastat Declaration Wizard	You can now manage the default system file format to be used in the Intrastat Declaration Wizard. A new option <b>Electronic File Format</b> is available on the <b>General</b> tab of <b>Intrastat Configuration</b> with options from Electronic File Manager. The <b>Electronic File Format</b> selected in <b>Intrastat Configuration</b> is added by default to the editable field <b>Electronic File Format</b> in step 7 of the Intrastat Declaration Wizard.	SAP Note <a href="#">3335147</a> 	New



# Sales, Purchasing, and Service

Product	Functional Localization	Category	User Type	Title	Description	Configuration Information	Type	Version
SAP Business One	All	Sales, Purchasing, and Service	Administrator Business User	Displaying and Printing Draft Key Numbers	<p>The draft key numbers are now displayed as suffixes in draft document headers. This is especially helpful in identifying drafts that are generated with the same draft number but different draft key numbers, when you create multiple marketing documents of the same type that trigger independent concurrent approval processes.</p> <p>You can configure Print Layout Designer to print draft key numbers in the headers of both draft marketing documents that are generated for approval, and final documents that are created from drafts, except for blanket agreements.</p>	<a href="#">Approval Status Report Window</a>	New	10.0 F 2305
SAP Business One	All	Sales, Purchasing, and Service	Administrator Business User	Electronic Document Import Wizard Changes	<ul style="list-style-type: none"> <li>• More data can now be imported from document source files through the wizard.</li> <li>• Electronic File Manager mappings target fields in SAP Business One which take priority over the "autocomplete" of data.</li> <li>• More field data can now be edited and filtered during wizard steps.</li> <li>• Sales orders can be created from imported purchase orders in cooperation with Document Information Extraction service.</li> </ul>	SAP Note <a href="#">3306968</a> 	New	10.0 F 2305

Product	Functional Localization	Category	User Type	Title	Description	Configuration Information	Type	Version
SAP Business One	All	Sales, Purchasing, and Service	Business User	Copy an Open Landed Costs to Another Landed Costs After Creating a Broker Invoice	<p>You can copy an open landed costs to another landed costs, even if a broker invoice is already created, and you can carry out the following actions in the new landed costs:</p> <ul style="list-style-type: none"> <li>• Update costs in the landed costs rows for which no broker invoice was created yet (fully or partially).</li> <li>• Set costs amount to additional costs rows.</li> <li>• Update customs in <a href="#">Items</a> tab.</li> </ul> <p><b>i Note</b></p> <ul style="list-style-type: none"> <li>• If a specific cost row was already copied (fully or partially) to a broker invoice, then the costs row will not be editable anymore.</li> <li>• If the customs were already copied (fully or partially) to a broker invoice, the <a href="#">Items</a> tab will not be editable anymore, and the <a href="#">Include for Customs</a> column in the <a href="#">Costs</a> tab will not be editable either.</li> </ul>	SAP Note <a href="#">2450018</a> 	Changed	10.0 F 2305

Product	Functional Localization	Category	User Type	Title	Description	Configuration Information	Type	Version
SAP Business One	Israel	Sales, Purchasing, and Service	Business User	Charging Different Deducted Purchase Taxes in A/P Documents' Rows	<p>With the new checkbox <b>Enable Applying Non-deductible Purchase Tax on Expense Account</b> on the <b>Accounting</b> tab under <b>Administration &gt; System Initialization &gt; Company Details &gt;</b> you can now manage different deducted purchase taxes in one A/P document, per row.</p> <p>This working method allows you to buy different items with different deducted purchase taxes in the same purchasing document. For example, items you are only allowed to deduct 2/3 or 1/4 of the tax %, as defined by the Israel Tax Authority.</p> <p>Once you enable the new checkbox, the following new columns are available for A/P documents' rows:</p> <ul style="list-style-type: none"> <li>• Deducted Tax Code</li> <li>• Deducted Tax %</li> <li>• Deducted Tax Amount (LC, FC, SC)</li> <li>• Non-Deductible Tax Amount (LC, FC, SC)</li> </ul>	SAP Note <a href="#">3235805</a> 	New	10.0 F 2305
SAP Business One	Israel	Sales, Purchasing, and Service	Business User	Digital Signature in Marketing Documents	<p>You can now send your marketing documents for digital signature process.</p> <p>SAP Business One sends the document in a PDF file to a third-party server, called Comsign, and receives back a signed document.</p>	SAP Note <a href="#">3310648</a> 	New	10.0 F 2305
SAP Business One	Italy	Sales, Purchasing, and Service	Business User	Tax Type in A/P Invoices	In A/P invoices, you can now add lines containing tax types <b>Tourism</b> or <b>Gross Profit</b> together with lines containing the <b>Taxable</b> tax type.	SAP Note <a href="#">3262002</a> 	Changed	10.0 F 2305

Product	Functional Localization	Category	User Type	Title	Description	Configuration Information	Type	Version
SAP Business One	Portugal	Sales, Purchasing, and Service	Business User	ATCUDs in QR Codes and Electronic Invoice Reporting	You can now report certain marketing documents to the authorities with ATCUD (unique ID) details. QR Codes on marketing documents can now contain ATCUD details where required.	SAP Note <a href="#">3290166</a> 	New	10.0 F 2208 Hotfix 01
SAP Business One	Greece	Sales, Purchasing, and Service	Administrator Business User	E-Books with Stamp Duty, Taxes and Fees	<p>You can now add details for stamp duty, taxes, and fees to marketing documents for E-Books.</p> <p>The following options are available in marketing documents on the <b>Contents</b> tab:</p> <ul style="list-style-type: none"> <li>Record Type</li> <li>Stamp Duty Category</li> <li>Other Taxes Category</li> <li>Fees Category</li> </ul> <p>Updated reporting schema are available for version 1.0.6 of E-Books.</p>	SAP Note <a href="#">3290165</a> 	New	10.0 F 2208 Hotfix 01

## Identity and Authentication Management

Product	Functional Localization	Category	User Type	Title	Configuration Information	Scope Item	Type	Version
SAP Business One	All	Identity and Authentication Management	Administrator	Logging into the Service Layer	You can log into the Service Layer with a Windows domain user account after activating Active Directory Domain Services and binding its users to company users.	<a href="#">Identity and Authentication Management in SAP Business One</a>	New	10.0 230

Product	Functional Localization	Category	User Type	Title	Configuration Information	Scope Item	Type	Ver:
SAP Business One	All	Identity and Authentication Management	Administrator Business User	More Components Supporting Identity Provider Authentication Service	<p>The following SAP Business One components now support the identity provider authentication service:</p> <ul style="list-style-type: none"> <li>• SAP Business One Studio Suite</li> <li>• Electronic Document Service (EDS)</li> <li>• Electronic File Manager: Format Definition (EFM)</li> <li>• SAP Crystal Reports, version for the SAP Business One Application</li> <li>• Workflow Service</li> <li>• Browser Access Service</li> <li>• Browser Access Service Process Monitor</li> <li>• DI Server</li> </ul>	<a href="#">Identity and Authentication Management in SAP Business One</a>	New	10.C 23C

Product	Functional Localization	Category	User Type	Title	Configuration Information	Scope Item	Type	Ver:
SAP Business One	All	Identity and Authentication Management	Administrator Business User	Enabling Two-Factor Authentication	<p>Two-factor authentication (2FA) is an authentication process that requires two different authentication factors to establish an identity. In SAP Business One, you can now enable two-factor authentication for a user of SAP Business One authentication server (except for B1SiteUser).</p> <p>When adding or editing users in the SLD control center, the checkbox <b>Enable Two-Factor Authentication</b> is automatically selected if you select the checkbox <b>Landscape Administrator</b>.</p> <p>At the first logon, you need to set up the Mobile Authenticator to activate your account. You can install one of the following applications on your mobile:</p> <ul style="list-style-type: none"> <li>• FreeOTP</li> <li>• Google Authenticator</li> </ul>	<a href="#">Identity and Authentication Management in SAP Business One</a>	New	10.0 230
SAP Business One	All	Identity and Authentication Management	Administrator Business User	Adding Okta and SAP IAS as OIDC Identity Providers	<p>You can now register Okta and the SAP Identity Authentication Service(IAS) as the OIDC identity providers from the SLD control center.</p> <p><b>i Note</b></p> <p>In 10.0 FP 2305, adding SAP IAS as an OIDC identity provider in SAP Business One is a beta feature.</p>	<a href="#">Identity and Authentication Management in SAP Business One</a>	New	10.0 230

Product	Functional Localization	Category	User Type	Title	Configuration Information	Scope Item	Type	Ver:
SAP Business One	All	Identity and Authentication Management	Administrator Business User	Supporting Single Logout (SLO)	<p>Single Logout (SLO) is the counterpart to Single Sign On (SSO). SAP Business One now supports Single Logout (SLO).</p> <p>When you initiate a logout from an SAP Business One Web-based application (for example, SAP Business One, Web client), Web-based service (for example, SAP Business One Microsoft 365 Integration) or Web-based control center (for example, System Landscape Directory) in a Web browser, the identity provider logs you out of all SAP Business One Web-based pages in the current identity provider login session in the same Web browser.</p>	<a href="#">Identity and Authentication Management in SAP Business One</a>	New	10.C 23C
SAP Business One	All	Identity and Authentication Management	Administrator	Binding Users in the SLD Control Center	<p>In the SLD control center, you can now select more than one company when binding an IDP user to a same company user.</p> <p>When binding an IDP user to a company user code, if the user code is newly defined for all selected companies, the label <b>(New)</b> shows after the user code. The default user code is the IDP user name.</p>	<a href="#">Identity and Authentication Management in SAP Business One</a>	Changed	10.C 23C

Product	Functional Localization	Category	User Type	Title	Configuration Information	Scope Item	Type	Ver:
SAP Business One	All	Identity and Authentication Management	Administrator Business User	Binding Users in SAP Business One Client	<p>If you have activated one identity provider in the SLD control center, you can bind users in the SAP Business One client by the following methods:</p> <ul style="list-style-type: none"> <li>You can bind the user manager to an IDP user in the pop-up <b>User Binding</b> window after creating a company.</li> <li>If you have the respective authorizations for the subject of <b>Users</b>, you can bind existing users by choosing the <b>Bind</b> button that is next to the <b>Login Account</b> field on the <b>General</b> tab in the <b>Users - Setup</b> window ( <b>▸Main Menu ▸ Administration ▸ Setup ▸ General ▸ Users ▸</b>).</li> </ul> <p><b>i Note</b> You cannot bind the current logon user, or a nonexistent user, to an IDP user. To bind a new user, you need to define and add the user in SAP Business One first, then find the user to bind on the <b>Users -Setup</b> window.</p>	<a href="#">Identity and Authentication Management in SAP Business One</a>	New	10.0 230



Product	Functional Localization	Category	User Type	Title	Configuration Information	Scope Item	Type	Ver:
SAP Business One	All	Identity and Authentication Management	Administrator Business User	Showing More Information in the Company List	<ul style="list-style-type: none"> <li>You can see the localization and version information in the company list when logging into SAP Business One Web-based applications, such as Web client, no matter if any identity provider is activated</li> <li>If one or more identity providers are activated, you can now see the localization and version information in the company list in the <b>Choose Company</b> window when logging into the SAP Business One client, mobile service and IMCC.</li> </ul> <p>When you log into the SAP Business One client, the company that you logged into last time is selected by default in the <b>Choose Company</b> window.</p>	<a href="#">Identity and Authentication Management in SAP Business One</a>	New	10.0 230

Product	Functional Localization	Category	User Type	Title	Configuration Information	Scope Item	Type	Ver:
SAP Business One	All	Identity and Authentication Management	Administrator	Deactivating Identity Providers	<p>When logging into the SLD control center with a landscape administrator's account, you can deactivate any other identity providers except the current administrator's identity provider. As the landscape administrator, you cannot change your own role to <b>SAP Business One User</b>.</p> <p><b>i Note</b></p> <p>If only the SAP Business One Authentication Server is active, you can deactivate it with its landscape administrator account.</p>	<a href="#">Identity and Authentication Management in SAP Business One</a>	New	10.C 23C
SAP Business One	All	Identity and Authentication Management	Administrator	Showing More IDP Information in the SLD Control Center	The new columns <b>Claim Name</b> and <b>Email Domain</b> are visible in the <b>Identity Providers</b> table in the SLD control center. They display the relevant values that you defined when adding identity providers.	<a href="#">Identity and Authentication Management in SAP Business One</a>	New	10.C 23C
SAP Business One	All	Identity and Authentication Management	Administrator Business User	Changing Password	If the SAP Business One Authentication Server has been activated, and its user has been bound to a company user, you can choose to change the password on the login page when you log into SAP Business One with the bound user account.	<a href="#">Identity and Authentication Management in SAP Business One</a>	New	10.C 23C

Product	Functional Localization	Category	User Type	Title	Configuration Information	Scope Item	Type	Version
SAP Business One	All	Identity and Authentication Management	Administrator Business User	Enhancements in the Integration Framework for SAP Business One (BI)	<ul style="list-style-type: none"> <li>You can now define an OpenID Connect (OIDC) to allow clients to verify the identity of the end-user, based on the authentication performed by an Authorization Server. With this OIDC you can easily and securely log in and connect to SAP Business One DI API and the SAP Business One Service Layer without a username and password.</li> <li>In the SAP Business One Event Sender configuration, you can now implement server-to-server communication without sending a username and password, to fulfill higher security standards.</li> </ul>	See the <a href="#">System Landscape Directory</a> document and the <a href="#">Operations Performance and Security</a> document in the BI.	New	10.0 23C

## Inventory and Distribution

Product	Functional Localization	Category	User Type	Title	Description	Configuration Information	Type	Version	Valid as Of	Acti
---------	-------------------------	----------	-----------	-------	-------------	---------------------------	------	---------	-------------	------


Product	Functional Localization	Category	User Type	Title	Description	Configuration Information	Type	Version	Valid as Of	Acti
SAP Business One	All	Inventory and Distribution	Business User	Update User-Defined Fields in Closed Pick Lists	A new checkbox <b>Allow Updating of User-Defined Fields When Pick List is Closed</b> is now available on the <b>Per Document</b> tab of the <b>Document Settings</b> window when you select <b>Pick List</b> from the <b>Document</b> dropdown list. When you select the checkbox, you can edit user-defined fields (UDFs) in closed pick lists.	<a href="#">Document Settings: Per Document Tab</a>	Changed	10.0 FP 2305		

Product	Functional Localization	Category	User Type	Title	Description	Configuration Information	Type	Version	Valid as Of	Action
SAP Business One	Spain	Inventory and Distribution	Administrator Business User	Excise Tax on Non-Reusable Plastic Packaging	You can now manage excise tax on non-reusable plastic packaging (IEPNR). Options are available in <b>Item Master Data</b> to determine tax categories, amounts of recycled plastic, and exemptions. Options are available in marketing documents to determine the amount of recycled plastic and exemptions in coordination with <b>Item Master Data</b> .	SAP Note <a href="#">3238595</a>	New	10.0 FP 2208 Hotfix 01		

## Banking

Product	Functional Localization	Category	User Type	Title	Description	Configuration Information	Type	Version	Valid as Of	Action
SAP Business One	All	Banking	Business User	Bank Statement Target File in Electronic File Manager: Format Definition (EFM)	Node <b>BPCode</b> is added to the <b>Bank Statement</b> target file. You can see this new node when creating a new BFP format project.	SAP Note <a href="#">3283583</a>	New	10.0 FP 2305		

# Lifecycle Management

Product	Functional Localization	Category	User Type	Title	Description	Configuration Information	Type	Vers
SAP Business One	All	Lifecycle Management	Administrator	Operating System	SAP Business One newly supports Microsoft Windows 11.	<a href="#">SAP Business One Administrator's Guide</a>	New	10.0 230
SAP Business One	All	Lifecycle Management	Administrator	Password Policy Requirements for New Installations	During the new installation of SAP Business One , you are required to specify a strong landscape administrator password. You can check the password policies in the installation wizard.	<a href="#">SAP Business One Administrator's Guide</a>	New	10.0 230
SAP Business One	All	Lifecycle Management	Administrator Business User	Troubleshooting License Server Connectivity Issues	As a support user, you can now help troubleshoot license server network issues with a debugging tool such as Fiddler.	SAP Note <a href="#">3249080</a> 	Changed	10.0 230
SAP Business One	All	Lifecycle Management	Administrator	Common Approaches to Log Security	<p>The following common approaches are introduced for log security relevant topics:</p> <ul style="list-style-type: none"> <li>• Creating a user and a role for the audit log reader to access SAP Business One audit logs in MS SQL server database.</li> <li>• Enabling MS SQL Server transparent data encryption.</li> <li>• Audit logs of SAP Business One are stored in B1LOGGING schema.</li> </ul> <p>The user LOG_WRITER is created exclusively for writing audit</p>	<a href="#">SAP Business One Administrator's Guide</a>	New	10.0 230

Product	Functional Localization	Category	User Type	Title	Description	Configuration Information	Type	Vers
					<p>logs into audit log tables.</p> <p>The user LOG_CLEANER is created exclusively for cleaning audit logs from audit log tables (log retention).</p> <ul style="list-style-type: none"> <li>The retention period of an audit log can be customized in <a href="#">[SBO-COMMON].[dbo].[SCCFG]</a> table in SQL Server Management Studio. The minimum value must be equal to or greater than 15768000000 milliseconds. The default value is 63072000000 milliseconds (730 days).</li> </ul>			

Product	Functional Localization	Category	User Type	Title	Description	Configuration Information	Type	Vers
SAP Business One	All	Lifecycle Management	Administrator Business User	Behavior Changes for the Shared Folder When Upgrading to 10.0 FP 2305	When you upgrade SAP Business One from 10.0 FP 2208 or a lower version to FP 2305, the shared folder (B1_SHR) access permissions are further restricted as part of a security best practice. This may have an impact on your operations (for example, exporting data to Microsoft Excel) depending on your SAP Business One configuration.  Please read SAP Note <a href="#">3347947</a> , which describes permission and security changes for the shared folder, and evaluate any required follow-up actions based on your use of the shared folder.	<a href="#">SAP Business One Administrator's Guide</a>  SAP Note <a href="#">3347947</a>	New	10.0 230
SAP Business One	All	Lifecycle Management	Administrator	SAP Business One Client Agent Does Not Move SAP Business One Log Files to the Shared Folder	As part of a security best practice, the SAP Business One client agent does not move SAP Business One log files to the central log folder in the shared folder (B1_SHR).	<a href="#">SAP Business One Administrator's Guide</a>  SAP Note <a href="#">3349074</a>	Changed	10.0 230
SAP Business One	All	Lifecycle Management	Administrator	Upgrade to SAP Business One 10.0 FP 2305	If you are running SAP Business One 9.2 or 9.3 releases, we recommend that you first upgrade to SAP Business One 10.0 PL02, and then to SAP Business One 10.0 FP 2305. Direct upgrades from SAP Business One 9.2 or 9.3 releases to SAP Business One 10.0 FP 2305 are not supported.	<a href="#">SAP Business One Administrator's Guide</a>  SAP Note <a href="#">3284697</a>	New	10.0 230

## Platform and Extensibility



Product	Functional Localization	Category	User Type	Title	Description	Configurat Informatio
SAP Business One	All	Platform and Extensibility	Administrator	Expose New Property and Methods of Company Object in DI API to Improve Security	<p>The XmlFiltered property and the following methods of the Company object are exposed in DI API to improve security and prevent XML injection:</p> <ul style="list-style-type: none"> <li>• AddTrustedEntity</li> <li>• DeleteTrustedEntity</li> <li>• GetTrustedEntitiesAllowedList</li> </ul> <p>To use the new methods, you need to set XmlFiltered to true.</p>	SAP Note <a href="#">3249026</a>
SAP Business One	All	Platform and Extensibility	Administrator	Security Enhancements for Add-on Electronic File Manager: Format Definition	<p>The following security enhancements are implemented:</p> <ul style="list-style-type: none"> <li>• To lower the risk of tampering, only administrators can read log files.</li> <li>• To mitigate security risks, the .NET Framework is updated to the latest version of 4.8.</li> <li>• Maximum limits are set on the number and size of log files. Log files are renamed or overwritten when they exceed the upper limits.</li> </ul>	<a href="#">SAP Business One Administration Guide</a>