



What's New in SAP Business One 10.0, version for SAP HANA

Generated on: 2023-04-27 18:02:03 GMT+0000

SAP Business One, version for SAP HANA | 10.0

PUBLIC

Original content:

https://help.sap.com/docs/SAP_BUSINESS_ONE_VERSION_FOR_SAP_HANA/9b8695612d1e4844a664caa781111833?locale=en-US&state=PRODUCTION&version=10.0

Warning

This document has been generated from the SAP Help Portal and is an incomplete version of the official SAP product documentation. The information included in custom documentation may not reflect the arrangement of topics in the SAP Help Portal, and may be missing important aspects and/or correlations to other topics. For this reason, it is not for productive use.

For more information, please visit the <https://help.sap.com/docs/disclaimer>.

What's New in SAP Business One 10.0 FP 2202, version for SAP HANA

This chapter briefly describes major functional enhancements and modifications implemented in SAP Business One 10.0 FP 2202, version for SAP HANA.

i Note

For the most up-to-date information, see:


- SAP Note [3149802](#). This is a collective, overview SAP Note for SAP Business One 10.0 FP 2202, version for SAP HANA.
- SAP Note [2826199](#). This is a collective, central SAP Note for SAP Business One 10.0, version for SAP HANA.


Web Client

Feature	Description
General	<ul style="list-style-type: none"> • Organizations that set up the SAP Business One app in Microsoft Teams can now present list views and detailed views of the following apps in Web Client through the Teams tabs, in addition to the Web Client apps supported in FP2111: <ul style="list-style-type: none"> ◦ Goods Returns ◦ A/P Credit Memos ◦ Goods Issues ◦ Equipment Cards ◦ Alternative Items ◦ Approval Decisions ◦ Journal Entries • Authorization settings for tabs under Business Partner Master Data and Item Master Data through Administration > System Initialization > Authorizations > General Authorizations in the SAP Business One client are now supported in Web Client. • You can now access the power of intelligent automation as part of Web Client for SAP Business One. This feature package provides the best practices template project for the Activity Creation for Business Partners bot, available in the SAP Intelligent RPA Store.
Enhancements on the Home Page	<p>You can now access the About dialog from the user area while working on the home page. The About dialog displays the SAP Business One, version for SAP HANA version and feature package.</p>

Feature	Description
Enhancements in Opportunities App	<ul style="list-style-type: none"> In the detailed view, you can view the activities linked to a stage by pressing the link arrow in the Activities field on the Stages tab. That field displays the number of activities that have been linked to the stage. In the detailed view, you can now zoom in, zoom out, and maximize the relationship map.
Enhancements in Sales Apps	<p>Enhancements for linking paid down payment requests/invoices:</p> <ul style="list-style-type: none"> Linking paid down payment invoices in A/R invoices is supported in the Brazil localization. You can view down payment requests/invoices in A/R invoices in the India localization. In an A/R credit memo based on an A/R invoice, you are now able to view and edit the down payment requests/invoices copied from the A/R invoice. <p>i Note</p> <p>Adding or editing the down payment requests/invoices in A/R invoices and A/R credit memos is not supported in the India localization.</p>
Enhancements in Purchasing Apps	<ul style="list-style-type: none"> New apps Create Goods Return and Create A/P Credit Memo are available which enable you to create new documents. Goods returns and A/P credit memos are now also available in the detailed view where you can carry out various actions, such as: <ul style="list-style-type: none"> Create a new goods return and A/P credit memo. View or edit goods return and A/P credit memo. Copy goods return to A/P credit memo (list view and detailed view). View the relationship map <p>i Note</p> <ul style="list-style-type: none"> Adding an A/P credit memo based on an A/P invoice which relates to withholding tax is not supported in localizations where withholding tax is not allowed in A/P credit memos. Adding and editing goods returns and A/P credit memos (detailed view) is not supported in the Brazil and India localizations. <ul style="list-style-type: none"> You can now copy goods receipt POs to goods returns and, A/P invoices to A/P credit memos (list view and detailed view).

Feature	Description
Enhancements in Sales and Purchasing Apps	<ul style="list-style-type: none"> • A new tab Attachments is available in the detailed views of marketing documents. You can add new attachments and view attachments after you define an attachment folder path on company level. You gain access rights to the attachment folder when you are granted the relevant authorization in the SAP Business One client. <p>When a default attachment folder is assigned per user in the SAP Business One client, the attachments are uploaded to this default folder.</p> <ul style="list-style-type: none"> • In the item type sales and purchasing document, when the price source is an active or inactive price list, with or without applied discount groups, you can now see the price list number and price list name. • In the Relationship Map window, you can now see both sales and purchasing documents when they are referenced in a marketing document. • In the list view of A/R and A/P invoices, you can now select multiple invoices and create a payment for them using the new button Create Payment. The invoices must be from the same business partner, or there is a consolidation relationship among the business partners. • In the detailed view of an A/R or A/P invoice, with the new Pay button you can open a payment detailed view with the business partner and source invoice selected, for a fast and simple payment creation. • If you add or update a marketing document of an item type, you can now select a bar code to identify the item. The Bar Code field is available in the Product area of the Content tab.
Enhancements in Drafts and Document Approval Process	<ul style="list-style-type: none"> • You can now manage the following additional document types in Documents in Approval Process and in drafts documents: goods returns, A/P credit memos, incoming payments (only drafts documents), outgoing payments, and goods issues. • As the document's authorizer, you can now receive a request for approval notification in the web client, as part of the approval process. • New app Approval Decisions is available which enables you to manage the approval requests and approve or reject one or more requests.
Enhancements in Business Partners Apps	<ul style="list-style-type: none"> • In the detailed view, with the Create dropdown list, you can now create incoming and outgoing payments for the current business partner. • In the detailed view, a new field Default Blanket Agreement appears if you have selected the Allow Multiple Blanket Agreements for Same Period checkbox through Administration > System Initialization > General Settings > BP in the SAP Business One client. • In the list view, in the Series filter field, you can now choose not only manual series numbers but also all existing business partner series numbers. You can define the series numbers in the SAP Business One client (Administration > System Initialization > Document Numbering). <p>Only when you are granted the relevant series group authorizations in the SAP Business One client, can you open the business partner detailed view.</p>

Feature	Description
Enhancements in Business Partner Catalog Numbers App	<ul style="list-style-type: none"> • When you are setting up filters for the business partner catalog numbers, the list views of the BP Code and Item No. filters are now sorted by codes in an ascending order, and you can sort the codes by any other field. • When you have defined user-defined fields (UDFs) for Customer / Vendor Cat. No. through Tools > Customization Tools > User-Defined Fields – Management... > Inventory > Customer / Vendor Cat. No. in the SAP Business One client, you can now view them as columns using the  Settings icon.
Enhancements in Payments Apps	<ul style="list-style-type: none"> • In the Israel localization, you can now create incoming payments with withholding tax information in the header for customers that are subject to withholding tax, and this also applies to outgoing payments with such vendors. • In the detailed view, you can now choose Relationship Map to get a comprehensive view of the payment and related documents. • Authorization enhancements: <ul style="list-style-type: none"> ◦ The Save as Draft & New and Save as Draft & View options in the detailed view of both incoming and outgoing payments only appear for users who have authorizations for Payment Draft through Administration > System Initialization > Authorizations > General Authorizations > Banking > Outgoing Payments > Payment Draft in the SAP Business One client. ◦ The Cancel button in both the list and detailed views of both incoming and outgoing payments only appears for users who have authorizations for Cancel Other Documents through Administration > System Initialization > Authorizations > General Authorizations > General > Cancel Other Documents in the SAP Business One client. ◦ The Payment Means - Cash section in the add mode of an incoming payment only appears for users who have authorizations for Cash Receipt through Administration > System Initialization > Authorizations > General Authorizations > Banking > Incoming Payments > Incoming Payments > Cash Receipt in the SAP Business One client. • You can now create payments with withholding tax information in rows for invoices that include withholding taxes. • You can now create payments with the following payment details: <ul style="list-style-type: none"> ◦ Bank Charge on the Reference and Summary tab. <p style="text-align: center;">i Note</p> <p style="text-align: center;">Bank charge is not supported in Israel and India localizations.</p> <ul style="list-style-type: none"> ◦ Payment means Credit Card. ◦ Payment means Check. • You can now pay invoices issued for different branches in a single centralized payment.
New Item Management App Available	<p>The Alternative Items app is now available in the new Item Management group.</p> <p>You can now define alternatives for items that are out of stock in a certain warehouse.</p>

Feature	Description
New Inventory Transactions Apps Available	<p>Three new apps are available in the new Inventory Transactions group:</p> <ul style="list-style-type: none"> • Goods Issues • Create Goods Issue • Inventory Transactions Drafts <p>With these apps, you can carry out various actions, such as:</p> <ul style="list-style-type: none"> • Search and filter goods issues • View and manage different views of goods issues lists • View, edit and create goods issues <p>i Note</p> <ul style="list-style-type: none"> • Creating goods issues with serials/batches items or bin location warehouses is not supported in Web Client FP 2202. • Adding and editing goods issues is not supported in the India and China localizations.
Enhancements in Accounting Apps	<ul style="list-style-type: none"> • You can now create journal entries with the new app Create Journal Entry. • In the list view, you can now perform the following: <ul style="list-style-type: none"> ◦ Set filters to apply to the records to be displayed in the table area with the new filter bar. ◦ Create a new journal entry with the new button Create. ◦ Select multiple manual journal entries for which you have defined No in the Reverse dropdown list, and cancel them with the new button Cancel. ◦ Select multiple manual journal entries for which you have defined Yes in the Reverse dropdown list, and whose reverse date was set to the current system date, and reverse them with the new button Reverse. You can also use the Reverse Journal Entries view to quickly locate those journal entries. ◦ Personalize the display of columns as well as sort, filter, and group data with the new icon  View Settings. • In the detailed view, you can now perform the following: <ul style="list-style-type: none"> ◦ Edit a journal entry. ◦ Create a new journal entry. ◦ Duplicate a journal entry. ◦ Cancel a journal entry. The Cancel button only appears for manual journal entries for which you have defined No in the Reverse dropdown list. ◦ Create a new activity for the journal entry.

Feature	Description
Enhancements in Service Apps	<p>In the Service Calls app, you can now do the following:</p> <ul style="list-style-type: none"> • Preview and print single or multiple service calls in a defined Crystal Reports layout. • Zoom in, zoom out, and maximize the relationship map. <p>You will receive a notification in the Notification Center in the following scenarios:</p> <ul style="list-style-type: none"> • You are assigned to a service call. • You are assigned as the technician or the Handled By user of a scheduled service ticket.
Enhancements in Time Sheets Apps	<ul style="list-style-type: none"> • The Remove button is available in the list view and detailed view of Time Sheets. You can remove time sheets when you have the required authorizations. • The Employee/User Code field is displayed in the default list view of Time Sheets. • The totals of the following fields are available in the list view of Time Sheets: <ul style="list-style-type: none"> ◦ Break Time ◦ Nonbillable Time ◦ Actual Time ◦ Net Billable Time <p>The following new fields are available in the header area of the detailed view of Time Sheets:</p> <ul style="list-style-type: none"> ◦ Total Effective Time ◦ Total Billable Time ◦ Time Recording Completed
New Service Apps Available	<p>You can find two new apps, Equipment Cards and Create Equipment Card, in the Service group. You can use them to do the following:</p> <ul style="list-style-type: none"> • View and update the details and history of sold or purchased serial-numbered items that are entitled to receive service. • View related service calls and create service calls from existing equipment cards. • Create equipment cards. • Remove equipment cards.

Feature	Description
New Analytics Apps Available	<ul style="list-style-type: none"> • A new app Export and Import Views is available in the Analytics group. You can use this app to export and import the following data from one company to another: <ul style="list-style-type: none"> ◦ Views that are created in built-in list views, user-defined list views, UDT list views, UDO list views, and the General Overview app. ◦ Links to views in built-in list views, user-defined list views, UDT list views, UDO list views, and the General Overview app. ◦ User-defined queries that act as the basis for user-defined list views. • The Linked List Views app allows you to create a link in the detailed view of a business object to a particular list view. In addition to system-based list views, you can also create links to the General Overview screen, as well as UDOs, UDTs, and UDQs. In the Setup screen, you can define the following link settings: <ul style="list-style-type: none"> ◦ Specify field filter criteria to be applied to the list view for a business object, and card filter criteria for selected cards when setting up a link to the General Overview screen. ◦ If the business object for the link is a marketing document, you can apply the same link to additional marketing documents. <p>Clicking the link navigates you directly from the record to the linked list view, which is filtered by one or more specified field values from the record.</p>
Enhancements in User-Defined Queries App	<p>The following enhancements are available to User-Defined Queries (UDQ):</p> <ul style="list-style-type: none"> • You can copy a UDQ, together with its metadata, associated category, and variant list views. • You can use more complex SQL queries as more functions are supported. • When you remove a UDQ that is displayed as homepage tiles, the tiles will be removed as well. • You can't remove or deactivate a UDQ when it is used in General Overview cards or linked to other list views. • All the existing and future system views in the Microsoft SQL and SAP HANA databases can be used and selected within system queries in the User-Defined Queries app. • The following enhancements are available to the Columns section on the UDQ screen: <ul style="list-style-type: none"> ◦ You can select column names that you want to display and use. ◦ When you remove a column from a UDQ, the following objects will be removed as well: <ul style="list-style-type: none"> ▪ Card views and chart views that use the UDQ as a data source. ▪ List views and linked list views that directly use or display the column. ◦ When you change the type of a column to Measure, the values of Aggregation and Decimal Places will revert to the previous ones. ◦ When you change the aggregation method for a field to Count, or vice versa, the description changes accordingly.

Feature	Description
New Administration App Available	<p>The Configuration app in the Administration group allows you to define and maintain entries for fields with object data that are used throughout Web Client. For each app group in Web Client, a hyperlink for the object is displayed that opens a definition screen with a list of entries for the object. You can edit existing entries or add new entries for the object. The definition screens are subject to user authorization for the relevant object.</p> <p>You can also access the definition screen for a particular field with object data while working with the detailed view of a record. In the dropdown list for the field, choosing the Define New option opens the definition screen, in which you can edit existing entries or add a new entry.</p>
Cross-Area Topics	<ul style="list-style-type: none"> • Microsoft 365 integration enhancements: <ul style="list-style-type: none"> ○ In the detailed view of the following sales documents, you can now send emails with the sales document in different formats by clicking the Share menu and choosing the new option Choose Email Option. The formats include an attachment as Microsoft Excel, Microsoft Word or PDF, or a hyperlink in the email body. After you send the email with an attachment, you can check the corresponding email log in the E-mails Sent window for this document in the SAP Business One client. <ul style="list-style-type: none"> ■ Sales quotation ■ Sales order ■ Delivery ■ Return ■ A/R invoice ■ A/R reserve invoice ■ A/R credit memo ○ For the sales documents mentioned above, when you have selected the E-Mail Document checkbox in the When Adding Document section through Administration > System Initialization > Print Preferences > Per Document in the SAP Business One client, an email draft will appear with the document as a Microsoft Word attachment after you add a new document. ○ In the list view of all documents, with the new option Choose Email Option under the Share menu, you can now send emails with the following for different views: <ul style="list-style-type: none"> ■ Table view, and chart view: a Microsoft Excel attachment of all the records. ■ Table view: a PDF attachment of your selected records. You can perform this for all marketing documents with a default Crystal Reports (CR) layout. ■ Table view, chart view, and card view: the list URL of all the records in the email body.

Feature	Description
Enhancements in Extensibility	<p>You are now able to use APIs to generate URLs for the list view and detailed view of an object. The following newly supported objects are:</p> <ul style="list-style-type: none"> • Opportunities • Goods Issues (InventoryGenExit) • Equipment Cards • Approval Decisions • Outgoing Payments In Approval Process

Administration

Feature	Description
Authorization Groups	<p>You can now use up to 30 numbering series authorization groups to manage user access to numbering series.</p> <p>You can now use up to 30 price list authorization groups to manage user access to price lists.</p>
Activity Type in Time Sheet Is Not Dependent on Project Management	<p>Activity Types are supported in Time Sheet no matter if the Enable Project Management checkbox is selected or not on the Basic Initialization tab (Administration > System Initialization > Company Details >).</p> <p>The entry menu of the Activity Types - Setup window is moved from Administration > Setup > Project Management > Activity Types > to Administration > Setup > Human Resources > Time Sheet > Time Sheet Activity Types >.</p> <p>In the General Authorizations window, the authorization for Activity Type - Setup is also moved from Administration > Setup > Project Management > to a new entry under Administration > Setup > Human Resources >.</p>
Authorization Enhancements for Time Sheet	<p>The new authorization Remove is added to the category Human Resources > Employee Master Data > Time Sheet > in the General Authorizations window.</p> <p>You can remove time sheets when you have the required authorizations. The option Remove in the Time Sheet context menu is not available when you don't have the required authorizations.</p>
Keyboard Shortcut	<p>You can now use Ctrl + Shift + R as the keyboard shortcut for the Refresh Record button in the toolbar.</p>
SAP Business One Microsoft 365 Integration Enhancements	<ul style="list-style-type: none"> • The SAP Business One Microsoft 365 Integration link on the Services tab of the Users- Setup window is now always available, no matter if the OneDrive radio button is selected or not in the Export Word and Excel File To section on the Path tab of the General Settings window. • In SAP Business One Cloud, power users that have been assigned to a tenant can now set up SAP Business One Microsoft 365 integration.

Feature	Description
Change Log Enhancements	<p>The following changes are now available in the Change Log window:</p> <ul style="list-style-type: none"> Changes to the tax code determination through Administration > Setup > Financials > Tax > Tax Code Determination. <p>i Note</p> <p>This feature is not available for the Brazil or India localizations.</p> <ul style="list-style-type: none"> Changes to the payment terms through Administration > Setup > Business Partners > Payment Terms.
Attachment File Types Enhancement	<p>A new checkbox Block Executable Attachments is available on Path tab under Administration > System Initialization > General Settings.</p> <p>Selecting this checkbox allows you to configure an attachment block list and enables you to block the uploading of certain types of files included in the list.</p> <p>i Note</p> <p>Only super users have the permissions to modify the attachment block list.</p>






Sales, Purchasing, and Service

Feature	Description
Display Price List Number and Price List Name	<p>In an item type of sales and purchasing document, when the price source is an active or inactive price list, with or without applied discount groups, you can now see the price list number and price list name.</p>
GST Electronic Billing (E-Billing) Enhancements in India	<p>→ Recommendation</p> <p>To work with the electronic billing feature, we recommend that you use the e-billing protocol rather than the generic eDoc protocol.</p> <ul style="list-style-type: none"> The following enhancement is available for working with the generic eDoc protocol: <ul style="list-style-type: none"> For upgraded companies, the two eDoc formats E-Billing-Invoice.spp and E-Billing-CreditMemo.spp are now non-system files. You can update them directly. The following enhancements are available for working with the e-billing protocol: <ul style="list-style-type: none"> For vendors, you can now define a default eDoc generation type in the E-Billing section on the eDocs tab of the business partner master data. For customers, you can now define a default eDoc generation type, and set up the documents mapping determination in the E-Billing section on the eDocs tab of the business partner master data. <p>A/R invoices or A/R credit memos will first check the generation type defined for the business partner, and then check the generation type defined under the E-Billing section on the Electronic Documents tab of the Document Settings window.</p>

Feature	Description
E-Way Bill Enhancements in India	<ul style="list-style-type: none"> • With the new dropdown list User Query Category in the E-Way Bill section on the Electronic Documents tab of the Document Settings window, you can now customize e-way bill files using user queries. • The default values of Supply Type, Subtype, Document Type, and Transaction Type are updated in the E-Way Bill window through the E-Way Bill Details browse button on the Electronic Documents tab in the marketing documents. • For goods returns and A/P credit memos, the address information in the E-Way Bill window through the E-Way Bill Details browse button are as follows: <ul style="list-style-type: none"> ◦ Dispatch From address: the local warehouse address ◦ Ship To address: the business partner's address • For returns and A/R credit memos, the address information in the E-Way Bill window through the E-Way Bill Details browse button are as follows: <ul style="list-style-type: none"> ◦ Dispatch From address: the business partner's address ◦ Ship To address: the local warehouse address • In the Electronic Document Monitor window, under protocol E-Way Bill, for documents with status Generated, you can now perform the following actions with the You Can Also button: <ul style="list-style-type: none"> ◦ Export: export the generated json file again. This only exports the e-way bill information that was already generated before. You need this option when you lose the previously-exported json file. ◦ Change Status to Error: you need this option when you want to correct errors in the documents and generate them again.

Financial Management

Feature	Description
Plastic Packaging Tax in the UK	<p>Options are available to record the weight of plastic packaging and record if exports and imports are relevant for plastic packaging tax.</p> <ul style="list-style-type: none"> • Different units of measure (UoM) can be defined for different products and packaging types. • An option Relevant for Plastic Packaging Tax is available on the Logistics tab of marketing documents imports and exports.
E-Books and Online Sales Reporting for Greece	<p>E-Books is an existing electronic-reporting feature in the Greece localization that is being updated for immediate online sales reporting. The updates include:</p> <ul style="list-style-type: none"> • Relevant sales A/R documents and journal entries can be reported to the authorities online and immediately after being added to the system. • The E-Books Report remains available for the delayed reporting of relevant sales A/R documents and journal entries. • The options "Generate" for immediate online reporting, "Generate Later" for E-Books Reporting, and "Not Relevant" are planned for eDoc Generation Type in relevant documents. • When there are A/R credit memos that are not related to A/R invoices with MARK IDs, the system does not send the XML attribute "CorrelatedInvoices" to AADE.

Feature	Description
Withholding Tax Certificates (Certificazione Unica) in Italy	An amended model layout, report structure, and new options are available for Certificazione Unica for the year 2022. The changes include: <ul style="list-style-type: none"> • New header information • New codes for exceptional events • A new option for reporting Special Cases.
Electronic Invoicing for the Public Administration (FPA) in Italy	A/R and A/P marketing document scenarios can be managed within FPA. A new FPA connector version is available for processing targets for the FPA protocol. Options are available for the new FPA connector in SAP Business One and the Electronic Document Service (EDS) dashboard.
Electronic Correction Tax Invoices for Russia	Electronic correction tax invoices are supported with the protocol Electronic Tax Invoices for Russia. An spp file for electronic document generation can be found in SAP Note 3153218  .
Traceable Goods Information in Updated Crystal Report Layouts for Ledgers and Commission Trade Journals for Russia	Updated Crystal Report layouts for traceable goods are available for sales ledgers, sales ledger additional lists, purchase ledgers, and purchase ledger additional lists. Layout files are available in SAP Note 3085020  . For correction invoices and alteration correction invoices, information about customs cargo declarations (CCD) or traceable goods in Commission Trade Tax Invoice Journals is reported only for lines and items that are corrected or altered.
CFDI for Mexico	Updates are available for electronic invoices through CFDI 4.0 including: <ul style="list-style-type: none"> • Updated mappings for electronic documents and payments • Additional fields in marketing documents and business partner master data • Cancellation Processes.
Withholding Tax Options in Automatic Credit Memos for Argentina	Options are available so that withholding tax calculation is optional in automatic credit memos.
One-Stop Shop Reporting for the European Union	Changes for One-Stop Shop (OSS) reporting are available: <ul style="list-style-type: none"> • OSS reporting is available through a new Output Mode in Tax Report - Selection Criteria when extended tax reporting is active • Options are available in Tax Code Determination for OSS reporting • Options are available in Tax Groups - Setup for OSS reporting.
Enable Refresh Function in Financial Reports	Previously, after you had run some reports and then added new transactions or updated existing transactions in the application, you needed to close the report and reopen it to refresh it. Now the refresh function on the reports is enabled. When you click the Refresh Record icon, the latest refreshed report will be displayed. The enhancement is available in the following reports: <ul style="list-style-type: none"> • Financials > Financial Reports > Financial > Profit and Loss Statement  • Financials > Financial Reports > Financial > Trial Balance  The enhancement is also available for the Account Balance, Deliveries, Orders and Opportunities fields in the Business Partner Master Data window.
IFRS Postings Available for Fixed Asset Revaluation	With the new checkbox IFRS Posting in the Asset Revaluation window, you can now post asset revaluations according to International Financial Reporting Standards (IFRS) for depreciation areas whose Posting of Depreciation is Indirect Posting . A new account Revaluation Loss is added in the Account Determination - Setup window to support this.
Updated Default Values in India	For new company databases, the chart of accounts, default GST tax codes, and default TCS codes have been updated. For more information, see SAP Note 3139944  .

Feature	Description
Higher TDS and TCS Rates for Non-Filing of Income Tax Returns in India	New fields are available to manage higher TDS and TCS rates for customers and vendors that do not file income tax returns or have Permanent Account Numbers (PAN) issued by the authorities. Higher rates that are defined in TDS and TCS setup are used in marketing documents.
Business Activity Statement (BAS) Reporting Enhancements in Norway	<p>Mapping file SAF-T Tax Report (NO) is now available for generating the new SAF-T tax report. A new button Create File is now available in the BAS Report – Retrieval window for you to export the report in xml format. For more information about the BAS reporting process and to download the mapping file, see SAP Note 3150315.</p> <p>i Note</p> <p>Before exporting the report, you need to define the xml file folder on the Administration > System Initialization > General Settings > Path tab.</p>
Qualified Invoice Method for Japan	<p>Invoicing in the localization for Japan is enhanced due to the introduction of the new qualified invoice system in Japan. The changes to meet this requirement are as follows:</p> <ul style="list-style-type: none"> On marketing documents, the tax calculation is performed by tax code. You can view tax information grouped by tax code by clicking the link arrow in the Tax field, which opens the Tax Details window. In monthly invoices, tax amounts are now calculated for the aggregate amounts by the specific tax code. If needed, a tax adjustment transaction is automatically performed. Crystal Reports layouts on marketing documents and monthly invoices are modified. Tax details are displayed in the header and tax information on document rows is enhanced. <p>For more information, see SAP Note 3143362.</p>

Lifecycle Management

Feature	Description
Upgrade of Localized Demo Databases	You can now download the localized demo databases separately for SAP Business One 10.0 FP 2202 from the SAP Help Portal . With the enhanced and recent transactional data (year of 2021), your demos look new and engaging.
Microsoft .NET Framework Version 4.8	Before installing SAP Business One, version for SAP HANA, you need to install Microsoft .NET Framework 4.8 on the client workstations.
Changes in License Import	License import and log writing options are not available in Service Manager. You must import the license file and enable or disable the log writing option in the License Control Center.

Platform and Extensibility

Feature	Description
SAP Crystal Reports, version for the SAP Business One application	SAP Crystal Reports 2020 SP2_P1, version for the SAP Business One application is available.

Feature	Description
SAP Best Practices for Process Automation for SAP Business One	<p>You can now access the full power of intelligent automation as part of SAP Business One. This set of best practice templates for process automation allow users to automate many of their time-consuming, manual activities, enabling them to focus on high-value processes. This feature package provides you with the following best practices template project bots for SAP Business One that can be used out of the box or customized for your own needs:</p> <ol style="list-style-type: none"> 1. Business Document Extraction from E-mails 2. Proof of Delivery Note Upload in the Outbound Delivery and Invoice 3. Sales Order Creation from a Local Purchase Order 4. Supplier Invoice Upload for Intelligent Invoice Scanning 5. Master Data Enrichment for Document Information Extraction 6. Activity Creation for Business Partners (only available for Web Client for SAP Business One) <p>The best practice projects for process automation for SAP Business One require a subscription to SAP Process Automation, after which you can use the bots for SAP Business One at no extra cost. You can find the template projects for the SAP Business One bots in the SAP Intelligent RPA Store.</p>
Enhancements for User-Defined Tables	<p>A new checkbox Display Menu is introduced in the User-Defined Tables - Setup window. You can now determine whether to display the user-defined table as a submenu in the SAP Business One client, or a tile in the Web Client.</p>
Enhancements for Service Layer Upload Mechanism	<p>The Service Layer upload mechanism is enhanced to better support OData. You can upload the following stream entities with the Slug mechanism:</p> <ul style="list-style-type: none"> • Attachments2 • Pictures <p>With this enhancement, the Service Layer is more OData compliant and has a better integration with SAP UI5 and OData client .net.</p>
Enhancements in Service Layer Controller	<p>The Service Layer Controller is enhanced to support the Service Layer log monitor. On the Service Layer Controller home page, a new tab Monitor is added. You can view the normal requests and error requests logs on the Monitor tab. To get the request/response detailed logs for troubleshooting purposes, you can select the checkbox Request & Response Logs from the Service Layer Configuration section of the Service Layer Settings tab.</p>

Cross Module Topics

Feature	Description
---------	-------------

Feature	Description
Crystal Reports Layouts in the France Localization	<p>Crystal Reports (CR) layouts are available for the following documents with items:</p> <ul style="list-style-type: none">• Sales quotation• Delivery• A/R down payment• A/R invoice• A/R credit memo• Purchase order