



What's New in SAP Business One 10.0, version for SAP HANA

Generated on: 2023-04-27 18:35:02 GMT+0000

SAP Business One, version for SAP HANA | 10.0

PUBLIC

Original content:

https://help.sap.com/docs/SAP_BUSINESS_ONE_VERSION_FOR_SAP_HANA/9b8695612d1e4844a664caa781111833?locale=en-US&state=PRODUCTION&version=10.0

Warning

This document has been generated from the SAP Help Portal and is an incomplete version of the official SAP product documentation. The information included in custom documentation may not reflect the arrangement of topics in the SAP Help Portal, and may be missing important aspects and/or correlations to other topics. For this reason, it is not for productive use.



For more information, please visit the <https://help.sap.com/docs/disclaimer>.

What's New in SAP Business One 10.0 FP 2202, version for SAP HANA

This chapter briefly describes major functional enhancements and modifications implemented in SAP Business One 10.0 FP 2202, version for SAP HANA.

i Note

For the most up-to-date information, see:



- SAP Note [3149802](#) . This is a collective, overview SAP Note for SAP Business One 10.0 FP 2202, version for SAP HANA.
- SAP Note [2826199](#) . This is a collective, central SAP Note for SAP Business One 10.0, version for SAP HANA.

What's New in SAP Business One 10.0 FP 2111, version for SAP HANA

This chapter briefly describes major functional enhancements and modifications implemented in SAP Business One 10.0 FP 2111, version for SAP HANA.

i Note

For the most up-to-date information, see:



- SAP Note [3106608](#) . This is a collective, overview SAP Note for SAP Business One 10.0 FP 2111, version for SAP HANA.
- SAP Note [2826199](#) . This is a collective, central SAP Note for SAP Business One 10.0, version for SAP HANA.

What's New in SAP Business One 10.0 FP 2108, version for SAP HANA

This chapter briefly describes major functional enhancements and modifications implemented in SAP Business One 10.0 FP 2108, version for SAP HANA.

i Note

For the most up-to-date information, see:


- SAP Note [3081443](#) . This is a collective, overview SAP Note for SAP Business One 10.0 FP 2108, version for SAP HANA.
- SAP Note [2826199](#) . This is a collective, central SAP Note for SAP Business One 10.0, version for SAP HANA.

Web Client

This is custom documentation. For more information, please visit the [SAP Help Portal](#)

Feature	Description
General	<ul style="list-style-type: none"> • A new option Card View is available alongside the Table View and Chart View in the table toolbar of all List Views. <p>You can switch to Card View to design your own cards, and to present and analyze your data in a specific business area.</p> <p>Similar to the Table Views and Chart Views, Card Views can also be filtered, saved as tiles, and saved as your customized views within every List View screen.</p> <ul style="list-style-type: none"> • If you use the SAP Business One Microsoft 365 Integration Service, when you select part or all of your business data in the following objects and export them to Excel files, the Excel files can now be uploaded to your Microsoft OneDrive folder automatically: <ul style="list-style-type: none"> ◦ Chart Views in all List Views ◦ Cards in Card Views of all List Views and on Analytics Overview screens ◦ Analytics Charts • When using Web Client for SAP Business One on IOS devices such as iPads, you can now take a photo with the device camera and use it as the BP or item image. • The option Choose Layout under Preview is now also available for opportunities and activities. • When you are previewing a document, you can now choose the link arrows to open the related objects. To go back to the preview, choose the Back button in the browser.
Licenses	<p>Support users can log in to Web Client with a Support user account without requiring a license. To log in as a Support user, the remote support platform (RSP) must be activated and an RSP system status report must have been uploaded within the last week.</p> <p>During login to Web Client, Support users need to provide the following information in the Support User - Login Reason form:</p> <ul style="list-style-type: none"> • Your Name • Login Reason • Additional Comments <p>The activity of Support users is recorded in SAP Business One. You can check the Support user activity log in the Access Log window in SAP Business One client.</p>
Enhancements on the Home Page	<ul style="list-style-type: none"> • Message Preferences is now available in Settings in the user area. The Message Preferences form allows you to manage the display of messages in various functional areas of SAP Business One. You can set whether you want messages specific to an app displayed or not. If you modify the message display settings in Web Client, the settings are applied to the corresponding messages in SAP Business One client, and vice versa. • The checkbox Remember my answer and do not show this message again is now displayed on warning and information messages in Web Client. If you modify the checkbox in Web Client, the message preference is also changed accordingly in SAP Business One client. Messages that are set not to be displayed in SAP Business One client can be modified in Web Client in Message Preferences.


Feature	Description
New Service Apps Available	<p>4 new apps are available under the Service menu: Service Calls, Create Service Call, Solutions Knowledge Base, and Create Solution.</p> <p>With these apps, you can carry out the following tasks:</p> <ul style="list-style-type: none"> • Search and filter service calls and service call solutions. • View and manage different views of lists of service calls and solutions. • View, edit, and create service calls and solutions. • View a service call in a relationship map. • Remove single or multiple solutions.
New App Business Partner Catalog Numbers Available	<p>With the new app Business Partner Catalog Numbers, you can now view, add, delete, and edit catalog numbers. You can also view related BP catalog numbers from the business partner or item detailed view using the new button BP Catalog Numbers.</p>
Enhancements in Opportunity Apps	<p>More fields of the opportunity details documents can now be used as filters in the Manage Opportunities app:</p> <ul style="list-style-type: none"> • Last Stage and Last Sales Employee. • Fields under the tabs of Opportunity Partners, Opportunity Competitors, Interest Range, and Reasons.
Enhancements in Sales Apps	<ul style="list-style-type: none"> • You can cancel A/R credit memos in the list view. • You can do the following with returns in the list view: <ul style="list-style-type: none"> ◦ Copy returns to deliveries or A/R credit memos. ◦ Close open or partially open returns. ◦ Cancel returns. • The default value from the related business partner master data will be used when you copy a sales document from multiple base documents and a discrepancy exists in the header data. • Both Edit and Create modes in all sales documents are supported for the Brazil localization. • The View mode in all sales documents is supported for the India localization. <p>Both Edit and Create modes are supported for the India localization in the following sales documents:</p> <ul style="list-style-type: none"> ◦ Sales Quotation ◦ Sales Order ◦ Delivery ◦ Return ◦ A/R Invoice ◦ A/R Reserve Invoice <ul style="list-style-type: none"> • The following enhancements are available for the allocation of batch numbers, serial numbers, and bin locations for items in Sales documents: <ul style="list-style-type: none"> ◦ Copy function

Feature	Description
	<p>When you use the Copy From or Copy To option to copy from the following source documents to their target documents, the batch and serial numbers are copied as well:</p> <ul style="list-style-type: none"> ▪ ▶ Sales Order ▶ Delivery ▶ ▪ ▶ Sales Order ▶ A/R Invoice ▶ ▪ ▶ Sales Order ▶ A/R Reserve Invoice ▶ ▪ ▶ A/R Reserve Invoice ▶ Delivery ▶ <p>If the target documents are deliveries or A/R invoices, and bin locations are activated, bin locations will automatically be allocated in the target documents.</p> <ul style="list-style-type: none"> ○ Bin location allocation <p>A new column Bin Location Allocation is available in the table of items of relevant A/R documents when you allocate items from bin locations. Bin Location Allocation displays the quantity of items allocated from bin locations.</p> <p>In addition, you can choose the  <i>Value Help</i> icon to select batch or serial numbers and bin locations.</p> ○ Automatic selection <p>A new option Auto. Select is available in all the windows of batch and serial numbers selection. You can use this option to automatically allocate available items from top to bottom to meet the required quantity.</p> ○ Manually enter batch or serial numbers and bin locations <p>Now you can manually type batch or serial numbers and bin locations when you select batch or serial numbers and bin locations. As you type, you can choose batch or serial numbers and bin locations from an auto-suggestion list.</p>
Enhancements in Purchasing Apps	<ul style="list-style-type: none"> • New apps Create Purchase Quotation and Create Purchase Order are available which enable you to create new documents. • Purchase quotations and purchase orders are now also available in detailed view where you can carry out various actions, such as: <ul style="list-style-type: none"> ○ Create a new purchase quotation or purchase order. ○ View or edit purchase quotation or purchase order. ○ Copy purchase quotation to purchase order (list view and detailed view). ○ Cancel purchase quotation or purchase order (list view and detailed view). ○ View the relationship map. <p>i Note Creating purchase quotations is not available for the India localization.</p>


Feature	Description
Enhancements in Cross Topics in A/R & A/P	<ul style="list-style-type: none"> You can now manage the following additional document types in Documents in Approval Process and Sales & Purchasing Drafts: purchase quotations and purchase orders. When adding a marketing document that generates a journal entry, a warning message is displayed to inform you that you cannot change the document after you have added it. The warning message is displayed when choosing the Add button on the following marketing documents: <ul style="list-style-type: none"> A/R invoices A/R reserve invoices Deliveries Returns A/R credit memos
Enhancements in Business Partners App	You can now view Checks Balance in the header of the business partner detailed view. It displays the value of the open checks not yet deposited, endorsed or canceled for the customer.
Enhancements in Activity App	You can now get notifications of assigned activities if those activities are assigned to a recipient list or multiple recipients that include you.
Enhancements in Extensibility	<ul style="list-style-type: none"> VS Code Wizard for SAP Business One Web Client Extensions This is a new wizard that runs as a Visual Studio Code extension. This wizard can help you package your Web Client app so you can deploy it into the Extension Manager. Generating Web Client Views URLs with APIs You are now able to use APIs to generate URLs for the list view and detailed view of an object. The following newly supported objects are: <ul style="list-style-type: none"> Purchase Quotation Purchase Order Service Call Solution Knowledge Base Business Partner Catalog Numbers

Administration

Feature	Description
Sorting in Approval Decision Reports	In an Approval Decision Report, if you sort the documents by column header, and then approve or reject any documents and update the report, the sort order of the documents in the updated report remains unchanged.

Feature	Description
Substitute Authorizers for Approval Templates Enhancements	<ul style="list-style-type: none"> Substitute authorizers can now receive approval process alerts. Substitute authorizers can access the Request for Generation Approval/Request for Update Approval window to handle approval requests for generating or updating a document.
Move Documentation Deliverables to SAP Help Portal	Product documentation shipment methodology is enhanced. The documentation deliverables in the Documentation folder have moved to the SAP Help Portal, where you can access the latest (and previous) product documentation.
Display Company Name First in Minimized SAP Business One Client Window	When you minimize the SAP Business One client to the tray, the window name upon hovering is changed from SAP BUSINESS ONE 10.0 - <Company Name> to <Company Name> - SAP Business One 10.0.
Disabled Lock Screen Functionality on Browser Access	The Lock Screen functionality is now disabled on Browser Access. The Browser Access has a session timeout mechanism which can log the user out automatically when the user is not active on the Browser Access page for a certain amount of time. The Windows Lock function can also be used to lock the computer to ensure security.
Login Activity of Support Users to Web Client Displayed in Access Log	The Access Log window in SAP Business One now displays the login activity of Support users in Web Client for SAP Business One.
Improve User Experience	<p>Some display issues on 4K monitors have been resolved. We will continuously work on fixing display issues to improve your visual experience.</p> <p>Please refer to SAP Note 3089589 .</p>

Sales, Purchasing, and Service

Feature	Description
Saving Marketing Documents as Drafts	<p>In sales and purchasing documents that support saving documents as drafts, two new options are available in Add mode to enable you to save drafts more efficiently:</p> <ul style="list-style-type: none"> Add Draft & New <p>Adds the document draft and opens a new window for you to create another document. The function is the same as choosing Save as Draft from the context menu or from the File menu.</p> Add Draft & View <p>Adds the document draft and displays the draft in View mode. This allows you to view the document draft without searching for the draft in the Document Draft Report.</p> <p>This option is available in all localizations.</p>
E-Way Bill Enhancements in India	The exported json file is enhanced with the support of TCS, freights, and reverse charges. For more information, see SAP Note 3084559  .
Handling Different Currencies for Multiple Currency Business Partners	You can now define the special currencies in the BP, marketing documents, payments and blanket agreements, and can change the default currency manually.

Financial Management

Feature	Description
Update of 1099 Form	<p>In USA localizations, when you create a new company database, you will find that the boxes for 1099 forms are updated according to the authority's documents for the year 2021.</p> <p>In both existing databases and new databases, the box description for each box is editable.</p>
VAT Layout and Report Changes for Russia	<p>Effective from July 1st 2021, full information about traceable items is required to be reported in tax invoices and VAT reports. You can now download new Crystal Reports layouts for tax invoices and correction tax invoices, and electronic VAT reporting files. For more information, see SAP Note 3085020.</p>
VAT Report Changes for Russia	<p>New columns providing the following information have been added in ledgers and the Commission Trade Tax Invoice Journal.</p> <ul style="list-style-type: none"> • CCD No. • UoM code • Quantity under the CCD • Cost under the CCD
E-Books Changes for Greece	<p>E-Books is an existing electronic-reporting feature in the Greece localization that is being updated in version 10.0 FP 2108. Changes include:</p> <ul style="list-style-type: none"> • A new Open E-Books report to identify E-Books objects that are not linked to marketing documents. • Automatic filling of MARK information based on VAT IDs, document dates, and document totals. Expense classifications are reported to the authorities based on matched A/P documents. • Options to manage E-Books through DI API.
Withholding Tax Enhancements for Mexico	<p>Changes to withholding tax in the Mexico localization include:</p> <ul style="list-style-type: none"> • Withholding tax information is accessible from document headers. • Draft documents can be processed after the setting Post Payment Category Withholding Tax in the Invoice has been selected.
Electronic Invoicing for Italy	<p>Changes to electronic invoicing in the Italy localization include:</p> <ul style="list-style-type: none"> • A/P invoices, credit memos, and down payment invoices from business partners outside Italy can be reported to the authorities through electronic document XML files.
MTD and VAT Returns for the UK	<p>Changes to MTD (Making Tax Digital) and VAT Returns in the UK localization include:</p> <ul style="list-style-type: none"> • Updated wordings are planned for VAT Returns submitted through MTD. • Reverse charges are to be available for scenarios such as building and construction services.
RUT Field Change for Chile Localization	<p>RUT is the Chile localization-specific name for what is otherwise known as Federal Tax ID or Fiscal ID. A new option Allow more than 13 characters for field "RUT" is planned for a section Preferences for RUT.</p>
Reverse Charges for A/R Marketing Documents and Nondeductible Tax Codes in EU, UK and GB localizations	<p>A new option for reverse charges is planned for A/R marketing documents.</p> <p>A new option for nondeductible tax codes in payments is planned to allow VAT to not be reclaimed for certain transactions.</p>

Feature	Description
Period-End Closing Enhancements	<p>You can now select series, transaction code and indicator for creating closing balance and opening balance transactions in period-end closing.</p> <p>You can now also select series for creating exchange rate differences transactions and conversion differences transactions.</p>
Internal Reconciliation Enhancement in Israel	For the same business partner, you can now reconcile a transaction of any type with a payment that has paid a down payment request and is not yet linked to an invoice.
Fixed Asset Enhancements	<ul style="list-style-type: none"> In the Account Determination - Setup window, you can now define the offset account for the revaluation reserve account in the new field Revaluation Account. The default value is the same as the asset balance sheet account. Instead of the asset balance sheet account, this new account will be used in asset revaluation transactions with indirect depreciations, that is, you have selected Indirect Posting in the Posting of Depreciation dropdown list for the depreciation area of the asset revaluation transactions. On the General tab of the Depreciation Types - Setup window, after you select the Round Year End Book Value checkbox, you can now select a rounding method from the following: Truncate to Integer (previous behavior), Round Up to Integer, and Round Down to Integer.
Enable Refresh Function in Financial Reports	<p>Previously, after you had run some reports and then added new transactions or updated existing transactions in the application, you needed to close the report and reopen it to refresh it. Now the refresh function on the reports is enabled. When you click the Refresh Record icon, the latest refreshed report will be displayed.</p> <p>The enhancement is available in the following reports:</p> <ul style="list-style-type: none"> ► Financials ► Financial Reports ► Comparison ► Balance Sheet Comparison ► ► Financials ► Financial Reports ► Comparison ► Profit and Loss Statement Comparison ►

Inventory and Distribution

Feature	Description
Generating Electronic Inventory Count Reports	<p>In Portuguese localizations, electronic inventory count reports are updated according to authority requirements.</p> <p>You can generate electronic inventory count reports directly from the menu ► Inventory ► Inventory Reports ► Electronic Reports ► Comunicação dados existências ►</p>
Enhancement in Business Partner Catalog Numbers	You can now define descriptions for each BP catalog number.

Banking

Feature	Description
---------	-------------

Feature	Description
Bank Statement Processing (BSP) Enhancements	<ul style="list-style-type: none"> In the Bank Statement Details window, you can now select multiple bank statement lines for the same invoice. You can now import CAMT53 bank statements with a timestamp of 24:00:00.


Human Resources

Feature	Description
Configuration for Employee Name Display	<p>In the employee master data, you can now configure the display of employee names in a more flexible way.</p> <p>i Note</p> <p>This enhancement is not available in the Russia and Ukraine localizations.</p>

Lifecycle Management

Feature	Description
Silent Installation for Software Development Kit (SDK)	When you select Software Development Kit (SDK) in the SAP Business One Setup Wizard, the Software Development Kit (SDK) is installed silently. You are no longer prompted with an InstallShield Wizard for the SDK installation.
SAP HANA Database and SAP HANA Client	SAP Business One, version for SAP HANA supports both SAP HANA Enterprise Edition 2.0 SPS 05 Revision 056 for SAP Business One, version for SAP HANA (SAP HANA Client Version 2.7.26) and SAP HANA Enterprise Edition 2.0 SPS 05 Revision 050 for SAP Business One, version for SAP HANA (SAP HANA Client Version 2.7.26).

Platform and Extensibility

Feature	Description
Crystal Reports Layout Changes for Portugal	<p>You can now use the following system Crystal layouts with the new QR code field and digital signature:</p> <ul style="list-style-type: none"> Delivery - Entregas com código QR (PT) (System) Return - Devoluções com código QR (PT) (System) A/R invoice - Fatura com Código QR (PT) (System) A/R credit memo - Nota crédito cliente com código QR (PT) (System) Incoming payment - Receipt QR (EN) (System) and Recibo QR (PT) (System)
User ID Added into SBO_SP_TransactionNotification	You can now update the store procedure SBO_SP_TransactionNotification by providing the user_id parameter to get the user ID of the person who makes transactions. For more information, see SAP Note 1320484  .

Feature	Description
Enable API Gateway CORS Configuration	You can now configure CORS (Cross-Origin Resource Sharing) in API Gateway from the newly added node <code>corsStrategy</code> of the configuration file <code><installation path>\conf\gatewaysettings.xml</code> .
OData Client for Service Layer	<p>As of SAP Business One 10.0 FP 2108, we recommend that you use Service Layer OData v4 and the new OData client.</p> <p>Acting as a .Net library, this client provides a LINQ-enabled client API for issuing OData queries and consuming OData JSON payloads, and allows you to consume data from and interact with OData services from .Net apps effectively and efficiently.</p>
Service layer SQL Query Enhancement	In the Service Layer, the entity <code>SQLQueries</code> supports more tables: <code>JDT1</code> , <code>OCRC</code> , <code>OCRH</code> , <code>ODPS</code> and <code>OJDT</code> .
Expose New Object Pictures in Service Layer	You can now upload and download images using Service Layer. The new object <code>Pictures</code> is available for you to handle the operations.
Expose New Objects and Properties in DI API and Service Layer	<p>In the Italy localization, the following objects and properties are exposed in the DI API and Service Layer:</p> <ul style="list-style-type: none"> • <code>PaymentReasonCode</code> • <code>WTaxTypeCode</code> • <code>ExceptionalEvent</code> • <code>EmploymentCategory</code> • <code>ContactEmployees.ForeignCountry</code>