



# What's New in SAP Business One 10.0, version for SAP HANA

Generated on: 2023-04-27 18:54:43 GMT+0000

SAP Business One, version for SAP HANA | 10.0

**PUBLIC**

Original content:

[https://help.sap.com/docs/SAP\\_BUSINESS\\_ONE\\_VERSION\\_FOR\\_SAP\\_HANA/9b8695612d1e4844a664caa781111833?locale=en-US&state=PRODUCTION&version=10.0](https://help.sap.com/docs/SAP_BUSINESS_ONE_VERSION_FOR_SAP_HANA/9b8695612d1e4844a664caa781111833?locale=en-US&state=PRODUCTION&version=10.0)

## Warning

This document has been generated from the SAP Help Portal and is an incomplete version of the official SAP product documentation. The information included in custom documentation may not reflect the arrangement of topics in the SAP Help Portal, and may be missing important aspects and/or correlations to other topics. For this reason, it is not for productive use.



For more information, please visit the <https://help.sap.com/docs/disclaimer>.

# What's New in SAP Business One 10.0 FP 2008, version for SAP HANA

This chapter briefly describes the major functional enhancements and modifications implemented in SAP Business One 10.0 FP 2008, version for SAP HANA.


## i Note

For the most up-to-date information, see:

- SAP Note [2948656](#) . This is a collective, overview SAP Note for SAP Business One 10.0 FP 2008, version for SAP HANA.
- SAP Note [2826199](#) . This is a collective, central SAP Note for SAP Business One 10.0, version for SAP HANA.

## Web Client

### Web Client

Feature	Description
Web Client	In the <b>Relationship Map</b> window, you are now able to see the exact base documents of a specific business object in a label by clicking the  icon located on the connection line itself. In the pop-up label, the base documents details appear, such as document type, document number, BP code, and document status.

## Administration

### Administration

Feature	Description
Defining Paths	You can now manually enter or paste paths on the <b>Path</b> tab of the <b>General Settings</b> window.
User Account	You can reuse the user code of a removed user for a new user. The code of the removed user is replaced by a unique dummy value.  You can restore the user Support if it is removed.

Feature	Description
Localization Migration Utility	<p>The <b>Localization Migration Utility</b> allows you to migrate from the <b>UK International / Republic of Ireland (GB)</b> localization to the <b>United Kingdom of Great Britain and Northern Ireland (UK)</b> or <b>Greece (GR)</b> localizations. Due to the UK's departure from the European Union (EU) in a process known as Brexit, an SAP Business One localization <b>United Kingdom of Great Britain and Northern Ireland (UK)</b> is available for UK customers to stay compliant with legal requirements following Brexit. Many customers in Greece use the <b>UK International / Republic of Ireland</b> localization. Following the introduction of the Greece localization and E-Books feature for Greece, customers in Greece need to migrate their localization to stay compliant with legal requirements in Greece.</p> <ul style="list-style-type: none"> <li>• The <b>Localization Migration Utility</b> is only available in the <b>UK International / Republic of Ireland (GB)</b> localization, from version 10.0 FP 2008, for migration to the <b>United Kingdom of Great Britain and Northern Ireland (UK)</b> localization or <b>Greece (GR)</b> localization.</li> <li>• The <b>Localization Migration Utility</b> guides you through the process of migration by giving options and information on the migration process.</li> <li>• The migration of localizations cannot be reversed.</li> <li>• The <b>Localization Migration Utility</b> is to be available in a limited number of higher feature packages only, with discontinuation planned for version 10.0 FP 2108.</li> </ul>
Alerts Management	<p>The <b>Alerts Management</b> window is renamed to <b>Alerts Management - Alert Details</b>.</p> <p>A new window <b>Alerts Management</b> is available, where you can do the following:</p> <ul style="list-style-type: none"> <li>• Get an overview of system and user alerts</li> <li>• Filter alerts, create user alerts, set the alert status and remove user alerts</li> <li>• Choose the link arrow next to an alert to open the <b>Alert Management - Alert Details</b> window</li> </ul> <p>You can configure user authorizations for removing user alerts in the <b>Authorizations</b> window.</p>
Document Remarks	<p>A new option <b>Manual Remarks Only</b> is available in the <b>Document Remarks Include</b> section on the <b>Administration &gt; System Initialization &gt; Document Settings &gt; General</b> tab.</p> <p>With this option, when you use <b>Copy To</b> to copy a base sales, purchasing or inventory document, the <b>Remarks</b> field in the target document will only include the remarks entered by users in the source document, excluding the <b>Base Document Number</b> or the <b>Business Partner Reference Number</b>.</p>
Removing Users	<p>When you remove a user who still has a valid license for the company you are logging on to, you can remove both the license and the user in one go, or view the license details.</p>
Searching for Authorizations	<p>The <b>Find</b> button in the <b>Authorizations</b> window is now replaced by <b>Find Next</b>.</p> <p>When you enter a keyword in the entry field, the first matching result which contains the keyword will appear automatically. You can choose <b>Find Next</b> to find the next matching result.</p>
Hiding Locked Users	<p>A new checkbox <b>Hide Locked Users</b> is added to the <b>Authorizations</b> window and to the <b>Allocation</b> and <b>Assignment</b> tabs in the <b>License Administration</b> window.</p>
New Authorization	<p>A new authorization <b>Duplicate Documents and Records</b> is available. It controls user access to the <b>Duplicate</b> option in the context menu.</p>

Feature	Description
Change Log Enhancement	<p>Two new columns, <b>Updated On/At</b> and <b>Created On/At</b>, are available in the <b>Change Log</b> window.</p> <p>You can view the specific date and time when a record was created or updated.</p> <p>If you create a new business partner in the business partner master data or a new item in the item master data, a record will be displayed in the <b>Change Log</b> window and the <b>Updated On/At</b> field will be updated.</p>
Update of Default Values for Tax Groups and Tax Declaration Boxes in Finland	For new company databases, default values for tax groups and tax declaration boxes have been updated. For more information, see SAP Note <a href="#">2940682</a> .
Licenses Enhancement	<p>As of release 10.0 FP 2008, the following licenses are enhanced:</p> <ul style="list-style-type: none"> <li>Users with a Starter Package license now have full authorization for the following functions: Administration, Financials, CRM, Sales - A/R, Purchasing - A/P, Business Partners, Inventory, Resources, MRP, Services, Project Management, Cash Flow Forecasting, Advanced Availability to Promise, and SAP Business One Service mobile app. Users with a Starter Package license have partial authorization on Excel Report and Interactive Analysis.</li> <li>The Indirect Access license can now work jointly with a Starter Package license. As a system administrator, you can import a license file with an Indirect Access license and a Starter Package license so that your users can work with these licenses jointly.</li> <li>Users with a Limited Logistics or a Limited CRM license now have full authorization on all items under <b>Inventory &gt; Price Lists</b>.</li> </ul> <p>For more information, see <a href="#">License Comparison Chart for SAP Business One</a>.</p>
License Server Displays Error Messages	Previously, for some operation errors, the license server returns only error codes. As of release 10.0 FP 2008, the license server returns an error code and an error message so that you can better understand the error, especially when you import a license file.

## Sales, Purchasing, and Service

### Sales, Purchasing and Service

Feature	Description
Canceling Return Requests and Goods Return Requests	<p>You can cancel return requests and goods return requests in any of the following ways:</p> <ul style="list-style-type: none"> <li>In the <b>Open Items List</b> report window, choose documents and then choose <b>Change To &gt; Canceled</b>.</li> <li>In a document, open the context menu and choose <b>Cancel</b>.</li> <li>In the <b>Data</b> main menu, choose <b>Cancel</b>.</li> </ul>
Recurring Transaction Templates Enhancement	Two more options <b>Every 2 Weeks</b> and <b>Every 2 Months</b> are available in <b>Recurrence Period</b> for recurring transaction templates.

Feature	Description
Adding Selection Criteria for Recurring Transactions Templates	<p>When you choose <a href="#">Recurring Transaction Templates</a> under the <a href="#">Sales - A/R</a> or <a href="#">Purchasing - A/P</a> module, or when you choose <a href="#">Templates</a> in the <a href="#">Confirmation of Recurring Transactions</a> window, the previous window <a href="#">Recurring Transactions - Templates</a> that used to appear is replaced by a new window <a href="#">Recurring Transactions Templates – Selection Criteria</a>, where you can set selection criteria for your desirable templates.</p> <p>The <a href="#">Filter Recurring Templates</a> option in the previous window, by which you can open the <a href="#">Filter Recurring Templates</a> window, is renamed to <a href="#">Documents</a>, by which you open the renamed window <a href="#">Recurring Templates – Documents Selection</a>, where you can still select the document types that you want to include in your reports.</p> <p>The <a href="#">Filter Recurring Transactions</a> option in the <a href="#">Confirmation of Recurring Transactions</a> window is renamed to <a href="#">Documents</a>, by which you can also open <a href="#">Recurring Templates - Documents Selection</a>.</p>
Tax Calculation Enablement for Down Payment Invoices in the US and Canada localizations	<p>You can now calculate taxes in down payment invoices by selecting the <a href="#">Enable Tax Calculation in Down Payment Invoices</a> checkbox in <a href="#">Administration &gt; System Initialization &gt; Document Settings &gt; Per Document</a> tab for A/P and A/R down payments. For down payment invoices that are created from purchase or sales orders through the <a href="#">Deposit on Order</a> window, you can choose whether or not to calculate tax with the <a href="#">Enable Tax Calculation in Down Payment Invoices</a> checkbox in the <a href="#">Deposit on Order</a> window.</p>
Electronic Document Service	<p>A new Electronic Document Service (EDS) is available that allows you to process and communicate electronic documents and reports for SAP Business One and SAP Business One, version for SAP HANA. It includes a web-based dashboard in which you can monitor the service. The Electronic Document Service relates to the electronic document and reporting framework and enhances the management of marketing documents processed from and to SAP Business One electronically. The feature supports the following protocols:</p> <ul style="list-style-type: none"> <li>• Generic</li> <li>• Czech Republic – EET</li> <li>• EU PEPPOL</li> <li>• Greece – E-Books</li> <li>• Italy – Electronic Invoicing (FPA)</li> <li>• Hungary – Electronic Invoicing (Online Számla)</li> <li>• Mexico – CFDI Electronic Invoicing and Payments</li> <li>• Spain – Immediate Information Supply (SII)</li> </ul>
CFDI Import of Documents with UUIDs in Mexico localization	<p>The CFDI functionality for Mexico has been enhanced to allow you to import electronic documents in XML format. The supported documents include A/P invoices, A/P credit memos, and A/P down payment invoices. Outgoing payments and electronic reconciliations are supported through the Electronic Documents Import Wizard. Additional changes have been made to incoming payments, electronic reports, and the DIOT report. The electronic documents functionality is available in the Service Layer; the Electronic File Manager can also be used on Linux.</p>

## Financial Management

### Financial Management

Feature	Description
---------	-------------

Feature	Description
E-Books	<p>E-Books is an electronic-reporting legal requirement and feature developed for the Greece localization in version 10.0 FP 2008. Invoicing and accounting information is sent to the AADE authorities in Greece from SAP Business One using the authorities' myDATA platform. E-Books reporting information is received back from the authorities and incorporated into SAP Business One documents and records.</p> <ul style="list-style-type: none"> <li>• A/R invoices and A/R credit memos are included in the E-Books reporting requirement.</li> <li>• A limited set of A/P invoices and A/P credit memos are included in the E-Books reporting requirement.</li> <li>• New settings are available in the following areas to manage E-Books: <a href="#">Document Settings</a>, <a href="#">Chart of Accounts</a> and <a href="#">G/L Account Details</a>, <a href="#">Tax Groups</a>, <a href="#">Withholding Tax</a>, <a href="#">Business Partner Master Data</a>, and marketing documents.</li> <li>• A new report called E-Books allows you to choose what to include in your company's reporting.</li> <li>• <a href="#">Electronic Document Monitor</a> has new information to manage, monitor and execute E-Books reporting.</li> <li>• Documents that are successfully reported and authorized by the authorities are given a reference known as <a href="#">MARK</a> or <a href="#">MARK of Negative Value Invoice</a> which is recorded in SAP Business One.</li> <li>• E-Books runs on the new <a href="#">Electronic Document Service</a>.</li> </ul>
<a href="#">G/L Accounts Revaluation Wizard</a> for Argentina Localization	<p>You can select in the <a href="#">Chart of Accounts</a> which G/L accounts are subject to revaluation in all the accounts drawers.</p> <p>You can set in the <a href="#">G/L Account Determination</a> window a <a href="#">REPOMO Revaluation Account</a> for posting the adjustment inflation amount for cash and control G/L Accounts.</p> <p>In the <a href="#">G/L Accounts Revaluation Wizard</a> you can choose any revaluation active account from <a href="#">Chart of Accounts</a>. In addition, you can choose a specific branch in order to only re-value the transactions of this branch and choose to create the transactions in the specific branch. The branch selection option is also available in other localizations that have the <a href="#">G/L Accounts Revaluation Wizard</a>, such as Mexico and Chile.</p>
Standard Audit File Updates for VAT Returns 2020 in Poland	<p>From October 2020, there is a legal obligation in Poland to report monthly data in a new form of <a href="#">Standard File Control (SAF-T)</a> through a new JPK VAT file structure known as <a href="#">JPK_V7M</a>. For more information, see SAP Note <a href="#">2902385</a>.</p>
Escfile.map Enhancements in Israel	<p>In companies that are using accounts based on segments (<a href="#">Administration</a> &gt; <a href="#">System Initialization</a> &gt; <a href="#">Company Details</a> &gt; <a href="#">Basic Initialization</a> &gt; <a href="#">Use Segmentation Accounts</a> option), when you are printing checks using the <a href="#">escfile.map</a> file, the bank deposit account now takes the account segment codes instead of the account codes. For more information, see SAP Note <a href="#">2933191</a>.</p>
Enhancements When Adding Manual Journal Entries	<p>You will get a system message before adding a manual journal entry, and have the option to add it to the message preferences.</p>
VAT Exemptions in Costa Rica	<p>You can now define VAT exemptions in the new <a href="#">VAT Exemptions for Business Partners</a> window, and apply them during the marketing document creation.</p>

Feature	Description
Intrastat	<p>New enhancements are available for the Intrastat functionality:</p> <ul style="list-style-type: none"> <li>• Intrastat freight charges are automatically copied from the base document to the target document.</li> <li>• You can choose whether to include or exclude Goods Receipt POs and the Deliveries from previous reporting period in the current file.</li> <li>• Marketing documents are included in or excluded from the <b>Intrastat Declaration Wizard</b> based on the country/region of the Ship To address validation.</li> <li>• For non-based AP Credit Notes, AR Credit Notes, Goodes Returns, Returns and Correction Invoices the <b>Referenced Month</b> and <b>Referenced Year</b> are taken automatically from the referenced document information in the specific marketing document in <b>Accounting &gt; Referenced Document &gt; Document Referenced To &gt; Date</b>.</li> <li>• <b>Nature of Transaction</b>, <b>Destination Region for Import</b>, and <b>Region of Origin for Export</b> are taken from the marketing documents items rows.</li> <li>• A new XML format file is available for the German localization. In addition, the file name is filed in automatically according to the authorities' naming convention and you must ensure that the path to the XML File Folder is defined in the <b>Administration &gt; System Initializations &gt; General Settings &gt; Path</b> tab.</li> </ul> <p>For more information, see SAP Note <a href="#">2938876</a>.</p> <ul style="list-style-type: none"> <li>• Intrastat enhancements for France Localization: <ul style="list-style-type: none"> <li>◦ A new XML file is delivered as Intrastat FR 2020.</li> <li>◦ The VAT number of the business partner to whom the invoice was issued is displayed in fields 108-121 of the file.</li> <li>◦ The <b>Warehouse Postal Code</b> column is available in the <b>Transactions</b> step of the <b>Intrastat Declaration Wizard</b> and is used in the <b>Region</b> field in the Intrastat file.</li> <li>◦ The new column <b>Triangular Deal Type</b> is available in <b>Customs Procedures Configuration</b> with specific codes which are filled in automatically in the <b>Intrastat Declaration Wizard</b>: <ul style="list-style-type: none"> <li>21 Livraison exoneree</li> <li>11 Acquisitions intra-communautaires</li> <li>31 Facturations dans le cadre d'opérations triangulaires</li> </ul> </li> </ul> </li> </ul> <p>For more information, see SAP Note <a href="#">2952562</a>.</p>
FDI Import of Documents with UUIDs	<p>The CFDI functionality for Mexico has been enhanced to allow you to import electronic documents in XML format. The supported documents include A/P invoices, A/P credit memos and A/P down payment invoices. Outgoing payments and electronic reconciliations are supported through the Electronic Documents Import Wizard. Additional changes have been made to incoming payments, electronic reports, and the DIOT report. The electronic documents functionality is available in the Service Layer; the Electronic File Manager can also be used on Linux.</p>
GST Electronic Billing (E-Billing) Enhancements in India	<ul style="list-style-type: none"> <li>• The queries and ssp files are now in SAP Business One, version for SAP HANA, you do not need to add or import them.</li> <li>• When saving the json files, you can now select the file suffix <b>.json</b> from the dropdown list instead of typing it.</li> </ul> <p>For more information, see SAP Note <a href="#">2902401</a>.</p>

Feature	Description
XML File Adjustment for the 2065M Domestic Recapitulative Statement in Hungary Localization	<p>The XML file for the 2065M domestic recapitulative statement for VAT returns for the Hungary localization is adjusted to meet recent legal amendments as follows:</p> <ul style="list-style-type: none"> <li>• The threshold on VAT amount is removed.</li> <li>• The report includes the <b>Local Tax ID</b> field used in online invoicing.</li> </ul>

## Production

### Production

Feature	Description
Batch Delete Bill of Materials (BOM) Headers	A new management task option <b>Delete BOM Header</b> in the <b>Bill of Materials Management - Selection Criteria</b> window allows you to batch delete BOM records.
Production Orders Included in Procurement Confirmation Wizard	You can now base procurement documents on production orders in the Procurement Confirmation Wizard. Several new fields added to the <b>Production Order</b> window support this feature. Furthermore, the enhancement allows you to link one production order with another.

## Inventory and Distribution

### Inventory and Distribution

Feature	Description
Inventory Counting and Inventory Posting Enhancements	An informative field called <b>End of Fiscal Year</b> is now available in the <b>Inventory Counting</b> and <b>Inventory Posting</b> windows to indicate the year-end date.
Inventory Counting Transactions Report Enhancements	<p>In the <b>Inventory Counting Transactions Parameters</b> section of the <b>Inventory Counting Transactions Report - Selection Criteria</b> window, the following selection criteria were added:</p> <ul style="list-style-type: none"> <li>• <b>End of Fiscal Year</b></li> <li>• <b>User-Defined Fields:</b> you can select UDFs that are defined in categories <b>Inventory Posting</b>, <b>Inventory Posting - Row</b>, <b>Inventory Counting</b>, and <b>Inventory Counting-Row</b> in the <b>User-Defined Fields - Management</b> window.</li> </ul> <p>You can also choose to view the above information in the inventory counting transactions report.</p>
Item Cost Enhancements	When the <b>Allow Stock Release Without Item Cost</b> checkbox is not selected on the <b>Basic Initialization</b> tab of the <b>Company Details</b> window, you can now post documents with items whose cost is rounded to zero according to the decimal places defined for <b>Amounts</b> in the <b>General Settings</b> window.
Item Duplication Enhancements	You can now choose not to duplicate bar codes while duplicating items by deselecting the <b>Duplicate Bar Codes While Duplicating Items</b> checkbox in <b>Administration &gt; System Initialization &gt; General Settings &gt; Inventory &gt; Item</b> tab.
Alternative Items Enhancements	<b>Item Description</b> is now available in the <b>Alternative Items</b> window, in addition to the <b>Item Code</b> .

## Business Partners

This is custom documentation. For more information, please visit the [SAP Help Portal](#)



## Business Partners

Feature	Description
Commitment Limit Enhancements	The Commitment Limit now treats incoming checks that are used in outgoing payments as endorsed checks.
Monitoring Check Balance	You can now monitor checks of a business partner using the new <a href="#">Check Balance</a> window from the general area of the <a href="#">Business Partner Master Data</a> window.
Effective Price Enhancements	<p>You can now choose to consider all price sources when calculating the effective price, no matter whether you have defined a discount in the <a href="#">Discount Groups</a> window or not.</p> <ul style="list-style-type: none"> <li>To apply this for all business partners, select the <a href="#">Effective Price Considers All Price Sources</a> checkbox on the <a href="#">Administration &gt; System Initialization &gt; General Settings &gt; Pricing</a> tab.</li> <li>To apply this to a specific business partner, select the <a href="#">Effective Price Considers All Price Sources</a> checkbox on the <a href="#">Business Partner Master Data &gt; Payment Terms</a> tab.</li> </ul>

## Cross Module Topics

## Cross Module Topics

Feature	Description
Referenced Document	<p>The Referenced Document function is now available for the following documents:</p> <ul style="list-style-type: none"> <li>Incoming Payments</li> <li>Outgoing Payments</li> <li>Inventory Revaluation</li> <li>Inventory Counting</li> <li>Inventory Posting</li> </ul> <p>You can view and track the relationship of all referencing and referenced documents in the <a href="#">Relationship Map</a>.</p>
Viewing Sent E-Mails	<p>A new option <a href="#">View Sent E-mails</a> is available in the context menu for sales, purchasing and inventory transfer request documents.</p> <p>With this option, you can see the business partners to whom a document is sent by SAP Business One Mailer and Microsoft Outlook.</p>
Document Status	<p>New values <a href="#">Open; E-Mailed</a> and <a href="#">Open; Printed and E-Mailed</a> are available in the <a href="#">Status</a> field for sales, purchasing and inventory transfer request documents.</p> <p><a href="#">Open; E-Mailed</a> indicates that a document is open and has been sent to business partners through SAP Business One Mailer or Microsoft Outlook.</p> <p><a href="#">Open; Printed and E-Mailed</a> indicates that a document is open and has been both printed and e-mailed.</p>

Feature	Description
Attachments Tab	<p>You can use the following new options to enable the copying of attachments from base sales, purchasing and inventory documents to target documents:</p> <ul style="list-style-type: none"> <li>The checkbox <b>Copy Attachments from Base Document to Target Document</b> on the <b>Document Settings &gt; General</b> tab.</li> </ul> <p>This is a global setting. If this checkbox is selected, the <b>Copy to Target Document</b> checkbox on the <b>Attachments</b> tab is selected by default when you create new documents.</p> <ul style="list-style-type: none"> <li>The checkbox <b>Copy to Target Document</b> on the <b>Attachments</b> tab.</li> </ul> <p>This option enables you to choose whether to copy attachments or not, regardless of the global setting.</p>
Shipping Types Setup	A new checkbox <b>Active</b> is available in the <b>Administration &gt; Setup &gt; Inventory &gt; Shipping Types</b> window. You can use this option to hide or display shipping types.
SAP Business One Sales Mobile App for iOS SAP Business One Sales Mobile App for Android	<p>Only authorized users can view the prices and price lists in the <b>Unit Price</b> field on the item details page.</p> <p>Only authorized users can view the special prices on the <b>Business Partners &gt; Customers &gt; Transactions</b> tab.</p> <p>In the items list, the unit prices are no longer displayed.</p>

## Platform and Extensibility

### Platform and Extensibility

Feature	Description
Enable linking UDFs on UDT to System Objects and UDOs	Previously, for a user-defined field (UDF) on a system form, you could link it to a system form, a user-defined table (UDT) or a user-defined object (UDO). However, you could not link a UDF on a UDT to a system form or a UDO. As of release 10.0 FP 2008, for a UDF on a UDT, you can also link it to a system form or a UDO.
SAP Business One Studio Suite Supports Microsoft Visual Studio 2017 and 2019	<p>As of release 10.0 FP 2008, SAP Business One Studio Suite supports Microsoft Visual Studio 2017 and 2019.</p> <p>You can use SAP Business One Studio in Microsoft Visual Studio 2017 and 2019, so that you can use the most updated IDE with SAP Business One SDK.</p>
UI API Error Handling - Log and Dump File	Previously, when you used an add-on of SAP Business One, the User Interface (UI) API server may have occasionally shut down. As of release 10.0 FP 2008, you can use a system environment variable named <b>ENABLE_UIAPI_LOGDUMP</b> to indicate if you want to enable logs and dumps for the UI API server. For more information, see SAP Note <a href="#">2930411</a> .
Extend <b>Item Description</b> Field Length to 200 Chars	Previously, the length of the <b>Item Description</b> field in the <b>Item Master Data</b> window (the <b>ItemCode</b> field in database table <b>OITM</b> , as well as in database tables <b>SITM</b> and <b>UITM</b> ) was 100 characters. As of release 10.0 FP 2008, the length of the field is extended to 200 characters.
Extend <b>Ref. 3</b> Field Length to 100 Chars	Previously, the length of the <b>Ref. 3</b> field in the <b>Journal Entry</b> window (the <b>Ref3</b> field in database table <b>OJDT</b> , and the <b>Ref3Line</b> field in database table <b>JDT1</b> ) was 27 characters. As of release 10.0 FP 2008, the length of the field is extended to 100 characters.

Feature	Description
Extend <b>Industry Name</b> Field Length to 40 Chars  Extend <b>Industry Description</b> Field Length to 120 Chars	In the <b>Industry - Setup</b> window (when you define a new industry from <b>Business Partners</b> > <b>Business Partner Master Data</b> > <b>General</b> tab): <ul style="list-style-type: none"> <li>Previously, the length of the <b>Industry Name</b> field (the IndName field in database table OOND) was 15 characters. As of release 10.0 FP 2008, the length of the field is extended to 40 characters.</li> <li>Previously, the length of the <b>Industry Description</b> field (the IndDesc field in database table OOND) was 30 characters. As of release 10.0 FP 2008, the length of the field is extended to 120 characters.</li> </ul>
When Creating a Service Call using DI API, the Ship-To and Bill-To Addresses Is Automatically Updated	Previously, when you create a service call via Data Interface (DI) API, the ship-to and bill-to addresses were not copied automatically from the Business Partner (BP). As of release 10.0 FP 2008, the ship-to and bill-to addresses of the service call are automatically copied from the BP.
PEPPOL Fields Available on the DI API and Service Layer	The following fields relevant to PEPPOL are exposed in DI API and Service Layer: <ul style="list-style-type: none"> <li>PEPPOL BIS Code Lists (document types and item codes)</li> <li>Relevant fields in document tables (<b>Country/Region of Origin, Standard Item Identification, Commodity Classification</b>)</li> </ul>
Expose MainUsage Property of the BusinessPartners Object	The MainUsage property (R/W) of the BusinessPartners object (the MainUsage field in database table OCRD) is exposed in DI API and Service Layer.
Expose More Properties of the SalesPersons Object	The following properties of the SalesPersons object (database table OSLP) are exposed in DI API and Service Layer: <ul style="list-style-type: none"> <li>Telephone (R/W, 20 characters)</li> <li>Mobil (R/W, 50 characters)</li> <li>Fax (R/W, 20 characters)</li> <li>Email (R/W, 100 characters)</li> </ul>
Expose BaseType and BaseEntry Properties of the Documents Object	As of release 10.0 FP 2008, tax invoice for stock transfer is exposed in DI API and Service Layer in India localization.  The properties BaseType and BaseEntry are newly exposed in the Documents object for A/P Invoice and A/R Invoice.
Expose DocumentRemarksInclude Property of the ExtendedAdminInfo Object	The new property DocumentRemarksInclude is exposed in the ExtendedAdminInfo object to replace the existing property BaseField in the AdminInfo object in DI API and Service Layer.
Expose RemoveUserAndLicense Method of the Users Object	The new method RemoveUserAndLicense is exposed in the Users object in DI API and Service Layer. You can use this method in the on-premise landscape only, not in the cloud landscape.

## Lifecycle Management

### Lifecycle Management

Feature	Description
SAP HANA Database	SAP Business One, version for SAP HANA only supports SAP HANA Enterprise Edition 2.0 SPS 05 Revision 050.

